

Mayor
Kenneth Romney

WEST BOUNTIFUL CITY

City Administrator
Duane Huffman

City Council
James Ahlstrom
James Bruhn
Kelly Enquist
Mark Preece
Rodney Wood

550 North 800 West
West Bountiful, Utah 84087

Phone (801) 292-4486
Fax (801) 292-6355
www.WBCity.org

City Recorder
Remington Whiting

City Engineer
Kris Nilsen

Public Works Director
Steve Maughan

Certificate of Election

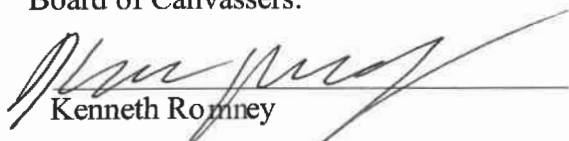
We, the undersigned Board of Canvassers for West Bountiful City, Davis County, State of Utah, do hereby certify the following vote totals for the 2023 Municipal General Election held November 21, 2023, as appears from the official canvassed returns of said election as filed, and of record in the office of City Recorder of West Bountiful City:

City Council:

Jenn Nielsen	– 1,053
James L Ahlstrom	– 895
Dell Butterfield	– 859
Rodney J Wood	- 754
Richmond S Thornley	– 430

We further declare elected Mrs. Nielsen, Mr. Ahlstrom, and Mr. Butterfield to the position of City Council member for West Bountiful City.

Board of Canvassers:



Kenneth Romney


James Ahlstrom

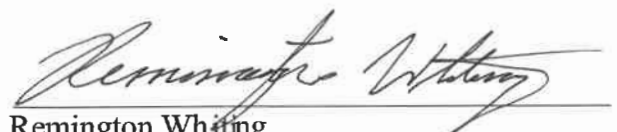

James Bruhn


Kelly Enquist


Mark Preece


Rodney Wood

IN WITNESS WHEREOF, I have set my hand and caused to be affixed my official seal this 6th day of December 2023.


Remington Whiting
West Bountiful Election Officer/City Recorder



MEMORANDUM



TO: Mayor and City Council Members

DATE: December 6, 2023

FROM: Duane Huffman, Remington Whiting

RE: 2023 General Election – Canvass of Returns

Pursuant to Utah Code 20A-4-301, the Mayor and City Council are the Board of Municipal Canvassers for the City. Following each municipal election, the board must meet to canvass the election returns no sooner than seven days after the election and no later than 14 days after the election. "Canvass" is defined as reviewing the election returns and making an official declaration of the results.

As Davis County is contracted to open and count the ballots for our municipal election, they provided the official vote tally and election report.

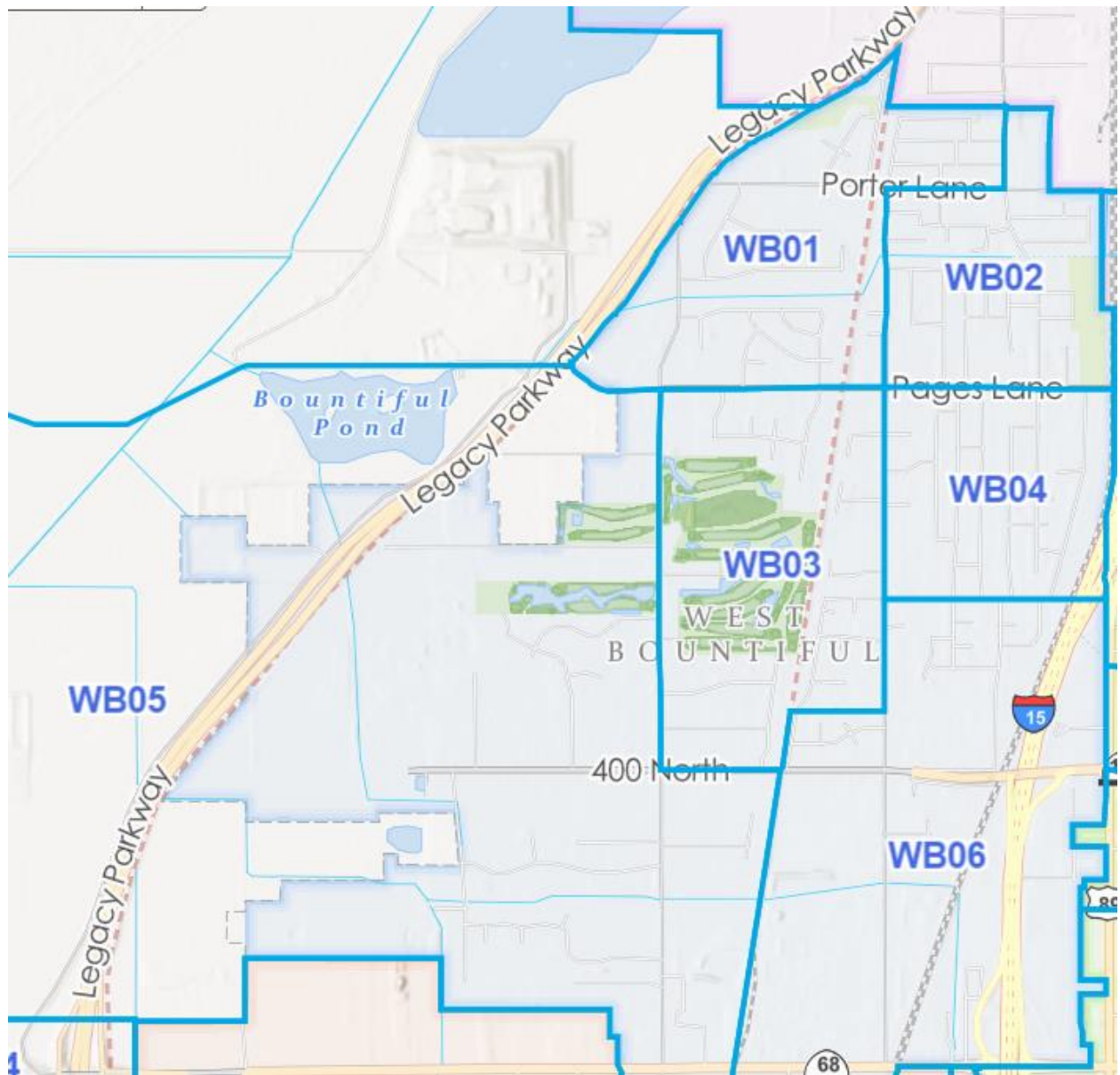
At the canvass meeting, the Board is charged to:

1. Review the summary reports prepared by the election officer;
2. Certify the votes cast each person voted for;
3. Declare "elected" those candidates that have the highest number of votes;
4. Review and sign the election report.

Attached with this memo are the following reports:

- A. Summary report showing the votes cast by precinct;
- B. Precinct map;
- C. Report on the West Bountiful Ballots Not Counted;
- D. Canvass Statistics (county-wide);
- E. Ballot Reconciliations Report (county-wide);
- F. Canvass Audit Report (county-wide);
- G. Post Election Auditors Certification Report (county-wide);
- H. Pre Election Test and Audit Report.

Statistics								West Bountiful City Council				
PRECINCT	REGISTERED VOTERS	BALLOTS CAST	Voter Turnout	Early Vote	Election Day	By Mail	Provisional	Vote for up to Three				
								JENN NIELSEN	RICHMOND S. THORNLEY	RODNEY J. WOOD	JAMES L. AHLSTROM	DELL BUTTERFIELD
WB01:I-S-	674	298	44.21%	0	4	294	0	194	64	144	165	164
WB02:I-S-	627	275	43.86%	0	6	269	0	190	101	113	151	146
WB03:I-S-	598	261	43.65%	0	9	252	0	144	52	145	137	133
WB04:I-S-	721	343	47.57%	0	9	334	0	239	79	168	209	140
WB05:I-S-	380	198	52.11%	0	6	192	0	112	27	89	66	156
WB06:I-S-	526	270	51.33%	0	8	261	1	174	107	95	167	120
WB TOTAL	3526	1645	46.65%		42	1602	1	1053	430	754	895	859



Municipal General Election November 21, 2023 Summary of By-Mail and Provisional Ballots Not Counted	Total ballots not counted	Already Voted	Fleeing Voter	No Proof of Identity	No Proof of Residency	Moved from County	Signed by someone other than voter	Deceased	Past Election	No Signature	Signature did not match	Empty Evnelope	Not Timely
West Bountiful By-Mail	19									1	3		15
West Bountiful Provisional	0												
Total of Ballots Not Counted	19	0	0	0	0	0	0	0	0	1	3	0	15

Davis Canvass Statistics		
General Election - November 21, 2023		
Section 1 Ballot Statistics		
1A	30.68%	Voter Turnout
1B	182670	Active voters (as of voter registration deadline)
1C	55131	Number of Counted Ballots (Mail or Drop Box)
1D	853	Number of counted ballots (In-person)
1E	39	Number of ballots that were returned electronically (UOCAVA/disability)
1F	27	Number of counted ballots (Provisional)
1G	56050	Total number of ballots counted
1H	Yes	Does total ballots counted match the number of voters given vote history in VISTA?
1I		If no, what is the difference
1L	Explain:	
Section 2: Challenged and Uncounted Ballot Statistics		
2A	220	Number of envelopes with a signature that does not match the voter's signature
2B	33	Number of unsigned envelopes
2C	20	Number of challenged ballots for other curable reasons
2D	912	Total number of curable ballots that were challenged (cured and not cured combined)
2E	273	Total number of curable that were not cured
2F	29.93%	Percentage of curable ballots that were not cured
2G	7	Total number of ballots where the voter submitted a disability affidavit*
Section 3: Rejected ballot statistics (ballots that cannot be cured)		
3A	487	Number of ballots that were returned after the postmark deadline
3B	14	Number of ballots rejected for other non-curable reasons
3C	501	Total number of rejected that were not curable
3D	1.35%	Percentage of ballots that were returned as undeliverable (% of ballots sent)
Section 4: Provisional ballot statistics		
4A	30	Number of provisional ballots issued
4B	27	Number of provisional ballots counted
4C	3	Total Number of provisional ballots not counted
4D	1	Already Voted
4E	2	Insufficient ID
4F	0	Unsigned
4G	0	Incomplete Form
4H	0	Other
4I	90.00%	Percentage of provisionals that were counted
4J	17	Number of provisional ballots that are same-day registration
Section 5: County Clerk Certification		
Brian McKenzie I certify that the information contained in this report is true and accurate.		
Davis County		

Ballot Reconciliations General 2023										
	Time and Date (ctrl+alt+shift+semicolon)	11/7/2023	11/8/2023	11/9/2023	11/13/202	11/16/202	11/20/202	11/21/202	11/22/202	12/5/2023
Total Voters and Undeliverables	Active Registered Voters as of Registration Deadline	182670								
	Ballots Returned Undeliverable	2508								
Ballots Received From Voters	Mail/Absentee/UOCAVA	15354	21534	28031	31206	39080	42420	50110	55778	55944
	Early Voting					3	5	5	5	5
	Election Day							851	878	878
	Total Ballots Received From Voter for Processing	15354	21534	28031	31206	39083	42425	50966	56661	56827
Ballots Counted	Mail Ballots	15241	17686	21367	30945	38794	42119	49772	54995	55170
	Early Voting (Regular)							5	5	5
	Early Voting (Curbside)									
	Early Voting (Provisional)									
	Election Day Polls (Regular)							851	848	848
	Election Day Polls (Curbside)									
	Election Day Polls (Provisional)								3	27
	Total Ballots Counted or Processed	15241	17686	21367	30945	38794	42119	50628	55851	56050
Ballots Rejected and Resolved	By Mail Ballots Initially Rejected	226	325	441	495	622	673	773	1277	1413
	Provisional Ballots Initially Rejected								30	30
	By Mail Ballots Resolved	120	159	204	234	336	373	436	494	639
	Provisional Ballot Resolved								27	27
	By Mail Ballots Not Resolved	106	167	237	261	286	300	337	783	774
	Provisional Ballots Not Resolved								3	3
Reconciliation	Voters with Credit for Voting in VISTA	15248	21367	27794	30945	38797	42125	50626	55875	56050
	Ballots with Vote History in VISTA but not Counted	7	3681	6427		3	6	1	24	
	Ballots not processed									
	Reconciliation of Ballots Counted to Vote History	Balanced	Balanced	Balanced	Balanced	Balanced	Balanced	3	Balanced	Balanced
	Reconciliation of Ballots Recieved/Counted/Rejected	Balanced	Balanced	Balanced	Balanced	Balanced	Balanced	Balanced	Balanced	Balanced
	Notes							Vote History from polling locations does not match number of ballots cast. 3 more ballots counted than vote histories,3 are unflagged provisionals from Clinton Rec. All qualified to be counted, when histories are updated, totals will be balanced		



Canvass - Audit Certification Report

County: Davis

Election: 2023 General

Paper Ballot Audit Summary

1. Number of paper ballots processed: 56050
2. Number of ballots audited: 668
3. List the contests on the ballot that were audited:

All Contests

Were there any differences between the tabulation software and the votes marked on the paper ballots?

Yes ☒ No (*If YES, please attach an explanation of any inconsistencies)

DRE Machine Audit Summary (complete only if applicable)

1. Number of voting machines used in the election: _____
2. Number of polling places used for the election: _____
3. Number of voting machines audited: _____
4. Were tamper-evident seals affixed to all journal tape canisters? Yes No
(*If no, please attach copies of the journal tape logs for the applicable canisters)
5. Did all machine serial numbers match when the canisters were installed and removed? Yes No
(*If no, please attach copies of the journal tape logs for the applicable canisters)
6. Did any tape seals on the journal tape canisters show evidence of tampering? Yes No
(*If yes, please attach copies of the logs for the applicable canisters)
7. Were there any differences between the machine results and hand-counted results for any audited machine? Yes No (*If yes, please attach copies of the hand count logs for the applicable canisters)

Signature Affidavit Audit Summary

Total number of signature affidavits audited: 552

Did the signature audit reveal any inconsistencies between a signature's initial verification and the audit?
Yes ☒ No (*If YES, please attach an explanation of any inconsistencies)

Clerk Certification – to be completed before the canvass

☒ Yes ☐ No I certify that I have reviewed the number of vote histories recorded in VISTA and they closely match the number of ballots cast in my county during this election.

Number of ballots counted: 56,050

Number of vote histories: 56,050

Difference: 0

Explain any differences:

☒ Yes ☐ No I certify that I have properly maintained the voter list in accordance with state and federal laws (20A-3a-404(2)).

☒ Yes ☐ No I complied with the requirements of the software validation rule R623-7: "before using any voting equipment, and before each election, the election officer shall verify that the firmware version on any voting equipment matches the firmware version that is certified by the EAC."

County Clerk Signature: 

Date: 12-5-23



Davis County Pre-Election Test and Audit Report

Election: 2023 General

Pre-Election Test Summary

1. Number of paper ballots processed on DS450: 6,456
2. Number of paper ballots processed on DS200: 20
3. Number of Express Vote Ballots Processed: 25
4. Were all contests included in the test? Yes
5. Did all equipment accurately detect over votes? Yes
6. Did all equipment accurately detect under votes? Yes
7. Did the results match the expected results of the test? Yes

Notes:

Firmware Validation

Hardware	Certified Firmware Version	Current Firmware Version
Electionware PC	6.3.0.0	<u>6.3.0.0</u>
DS450	4.2.0.0	<u>4.2.0.0</u>
DS200	3.0.0.0	<u>3.0.0.0</u>
ExpressVote	4.2.1.0	<u>4.2.1.0</u>

Were there any differences between the certified firmware version and the current firmware version? ☒ Yes ☐ No

Certification

I certify that I was present and or participated in the Pre-Election Test and Audit and that the information included in this certification is accurate.

County Clerk: [Signature]

Board of Canvass Representative: [Signature]



Davis County Post-Election Auditors Certification Report

Election: General Election 2023

I certify that proper legal public notice was given for the Post-Election Audit. This audit was conducted at 61 South Main Street, Farmington, Utah 84025 on the 1st day of December, 2023; all laws, policies and procedures were followed as currently constituted; and that the following information is true and correct.

Signature of County Clerk: *[Signature]* Date: 12-1-23

We the undersigned election auditors certify that we were present during and participated in this post-election audit. We certify that we reviewed the original paper ballots, associated electronic images and tabulation of all ballots identified for audit, we confirmed that the electronic count matched the original marks made by the voter, and that all electronic tabulations accurately reflected the intent of the voter as marked on each ballot and that if any differences were identified, they have been listed on the Audit Summary Report.

As an appointed election auditor, I certify that I attended the Post-Election Audit and verified the information listed above to be accurate.

Signature of Election Auditor *[Signature]*

Signature of Election Auditor *[Signature]*

Signature of Election Auditor *[Signature]*

Signature of Election Auditor *[Signature]*

Signature of Election Auditor _____

Signature of Election Auditor _____

Signature of Election Auditor _____

Signature of Election Auditor _____

Signature of Election Auditor _____