




# Bristolboard

## *Information About Your Property Tax Bill*

Residents have questioned where their tax dollars are being used. Below is a chart showing the distribution in percentages of each dollar. The Village is the collection agency for the total amount of real estate but only retains 16%. The other governmental and educational entities formulate their own budget and are responsible for their levies. Quoting the Municipal Facts from the Wisconsin Tax Payers Alliance, the Village of Bristol has the lowest mil rate at \$3.22 per \$1,000 tax rate for municipalities with the population of 4,000 to 5,000 residents. The highest mil rate is \$12.96 at the Village of West Milwaukee. The median mil rate is \$7.68 at the Village of Bayside. The Village of Bristol is 42% less than the median mil rate and the Village of Bristol also has one of the higher equalized values at \$518 million. This is due to our industrial park, commercial growth, and higher value homes that are being built.

**2014 Tax Distribution by Percentage of Each Dollar (Bristol Grade/ Westosha Central District)**





**KENOSHA COUNTY 2015 TREE ORDER FORM**  
**DEPARTMENT OF PLANNING AND DEVELOPMENT**  
**19600 75TH STREET**  
**SUITE 185-3**  
**BRISTOL, WI 53104**  
**(262) 857-1900**

*"There are two great times to plant trees: the first  
 was 20 years ago -- the other is right now."*

Office Use Only

COMMON NAME	SIZE RANGE	PRICE/25 TREES	# of BUNDLES	TOTAL PRICE
<b>EVERGREENS</b>				
BLACK HILLS SPRUCE	12 to 16" – TP	\$25.00		
FRASIER FIR	12 to 16" – TP	\$25.00		
NORWAY SPRUCE	7 to 15" – TP	\$25.00		
WHITE PINE	7 to 15" – TP	\$25.00		
EASTERN ARBORVITAE	12 to 16" – TP	\$25.00		
<b>DECIDUOUS TREES</b>				
ALLEGHENY SERVICEBERRY	18 to 24" – S	\$20.00		
BLACK CHERRY	18 to 24" – S	\$20.00		
BLACK WALNUT	18 to 24" – S	\$20.00		
CHINESE CHESTNUT	12 to 18" – S	\$20.00		
EASTERN RED BUD	12 to 18" – S	\$20.00		
HYBRID POPLAR	24 to 36" – S	\$20.00		
NORTHERN RED OAK	18 to 24" – S	\$20.00		
RED MAPLE	18 to 24" – S	\$20.00		
SUGAR MAPLE	12 to 18" – S	\$20.00		
WHITESPIRE BIRCH	18 to 24" – S	\$20.00		
<b>SHRUBS</b>				
COMMON LILAC	18 to 24" – S	\$20.00		
BUTTON BUSH	18 to 24" – S	\$20.00		
FORSYTHIA	12 to 18" – S	\$20.00		
GRAY DOGWOOD	18 to 24" – S	\$20.00		
HAZELNUT	12 to 18" – S	\$20.00		
NINEBARK	18 to 24" – S	\$20.00		
RUGOSA ROSE	18 to 24" – S	\$20.00		
<b>OTHER ITEMS</b>				
WATER GEL	1 Bag / 100 Trees	\$2.00 PER BAG		
S=Seedlings TP=Transplants			<b>GRAND TOTAL</b>	

NAME \_\_\_\_\_ PHONE \_\_\_\_\_

ADDRESS \_\_\_\_\_

CITY \_\_\_\_\_ STATE \_\_\_\_\_ ZIP CODE \_\_\_\_\_

E-MAIL \_\_\_\_\_

TOTAL CHECK AMOUNT \$ \_\_\_\_\_

**DEADLINE FOR ORDERING: MARCH 1, 2015**

**ALL PRICES INCLUDE SALES TAX. SINGLE ORDERS OF 500 TREES OR MORE RECEIVE A 10% DISCOUNT**

**ORDER FORMS ARE ALSO ON THE WEB AT [www.kenoshacounty.org/index.aspx?nid=713](http://www.kenoshacounty.org/index.aspx?nid=713)**

**MAKE CHECK or MONEY ORDER PAYABLE to: KENOSHA COUNTY PLANNING AND DEVELOPMENT**

**ALL STOCK IS PERISHABLE, AND MUST BE PICKED-UP ON DELIVERY DAY, MID-APRIL (NOTICE WILL BE MAILED TO YOU)**

**ORDER EARLY - LIMITED SUPPLY - CHECKS WILL BE RETURNED IF YOUR ORDER CANNOT BE FILLED**

**FULL PAYMENT MUST BE INCLUDED WITH THE ORDER. NO REFUND/WARRANTY ON ALL PRODUCTS.**



COMMON NAME	DESCRIPTION AND CHARACTERISTICS
<b>ALLEGHENY SERVICEBERRY</b> GROWTH RATE - FAST	Plant the Allegheny Serviceberry in average or moist soil in full sun or partial shade. Adapts to dry conditions but performs best in moist, well-drained soil. Height:15-30', mature spread:10-15'. Fragrant spring flowers, easy to grow and widely adaptable, edible berries in summer and gorgeous fall color
<b>BLACK CHERRY</b> GROWTH RATE FAST	The Black Cherry may grow to 60-80 feet tall by 30 feet wide (or larger) when it is found in an open field and live as long as 150 years. The fruit is a reddish-black cherry, which is edible although quite acidic. This species is found on a wide variety of soils. The black cherry is one of the largest cherries and, as such, its wood can be very valuable.
<b>BLACK HILLS SPRUCE</b> GROWTH RATE - SLOW	Dense, conical in shape with bright green to bluish needles, will grow up to 40+ ft tall and 20+ ft wide and is very wind firm and is not damaged by heavy snow or ice storms. This tree can live 80 or more years. It prefers rich, moist soil and full sun but will also thrive in dry, well-drained locations. You won't have to fuss over it to enjoy a pleasing shape as it requires little or no pruning. Black Hills Spruce is virtually immune to the most common spruce pests and deer will normally not eat this species unless nothing else is available.
<b>BLACK WALNUT</b> GROWTH RATE - MEDIUM	One of the scarcest and most coveted native hardwoods, Black Walnut is used especially for furniture, gunstocks, and veneer. Individual trees fetch attractive prices. Fragrant leaves. Likes deep, rich, well-drained soil; grows more slowly in drier soils. Grows to 50' to 75', 60' spread. (May self-pollinate, plant two trees to ensure pollination) The delicious nuts must be gathered early, before squirrels and other wildlife can consume them.
<b>BUTTON BUSH</b> GROWTH RATE FAST	A small bush that bears attractive summer foliage with creamy-white flowers appearing in late summer. Easily grown in moist, humusy soils in full sun to part shade. Grows very well in wet soils, including flood conditions and shallow standing water. Adapts to a wide range of soils except dry ones. Flower heads are very attractive to bees and butterflies.
<b>CHINESE CHESTNUT</b> GROWTH RATE - FAST	A nut tree and a shade tree. Sweet-flavored nuts. Prefers well-drained loamy soil. Blight resistant. Grows to 40' to 60', 50' spread. If growing this tree at least in part for its edible nuts, planting more than one tree facilitates cross-pollination and generally produces a more abundant nut crop. The chestnuts may be harvested for roasting on an open fire.
<b>COMMON LILAC</b> GROWTH RATE - MEDIUM	The Common lilac is noted for its showy, fragrant bloom in the late spring. Flowers come in many colors ranging from white, pink, blue, lavender to reddish-purple. Grows best in well drained, fertile soils, under full sunlight. Average height is 15'.
<b>EASTERN ARBORVITAE</b> GROWTH RATE - MEDIUM	a.k.a. American arborvitae - Bright emerald green year-round foliage. Its dense foliage makes an excellent hedge or privacy screen. They will grow to a mature height of 30 to 40 feet and a mature spread of 10 to 15 feet. They prefer full sun to partial shade, and can grow in a variety of soil conditions. The Eastern Arborvitae is tolerant of heat, cold, and wet sites.
<b>EASTERN RED BUD</b> GROWTH RATE- FAST	Spectacular rosy pink blossoms that appear in April, usually one of the first trees to welcome the spring. Great colorful foliage year round with reddish-brown leaves changing to dark green then to yellow in fall. Forms a spreading, graceful crown. Full sun or light shade. Grows to 20' to 30'in height with a 25' mature spread.
<b>FORSYTHIA</b> GROWTH RATE- FAST	a.k.a. Lynwood. Gold - Sunny splashes of bright yellow flowers are forsythia's calling card, announcing the return of spring. The blooms are slightly bell-shape and range from butter yellow to gold. Forsythia is excellent for hedging, fast growing and tolerant of moist soils. Grows 6 to 8 feet tall and wide and does best in sun to light shade. Fall color is purple.
<b>FRASER FIR</b> GROWTH RATE - MEDIUM	Often referred to as the cadillac of Christmas trees. Its fragrance, shape, strong limbs, and ability to retain its soft needles for a long time when cut (which do not prick easily when hanging ornaments) make it one of the best trees for this purpose. Full to partial sun. Likes cool, moist, well-drained soils.
<b>GRAY DOGWOOD</b> GROWTH RATE- FAST	With 2" creamy-white flowers and white-blush fruit, this native shrub is sure to attract many birds to your wildlife garden or yard. Reddish-brown stems turning a distinct gray are quite lovely. Grows 10'-15' in height with equal spread. Great for borders, groups, or masses. Has superb fall and winter attributes. Adaptable to many soils, full shade or sun.
<b>HAZEL NUT</b> GROWTH RATE- FAST	A large fast growing shrub with showy spring flowers. The Hazel Nut can grow to 8-12' tall with a crown spread of 10', creating a dense privacy screen, perfect for a hedgerow and as nesting sites for birds. The nuts of this American Hazel Nut have a higher nutritional value than acorns and beechnuts, making them a valuable food source for wildlife eaten by turkey, ruffed grouse, and pheasants.
<b>HYBRID POPLAR</b> GROWTH RATE - EXTREMELY FAST	Grown from rooted cuttings this extremely fast grower is widely used in the fuel, pulp and fiber industry also makes an excellent windbreak. Hybrid Poplars can provide privacy and windscreens in 3 years, living borders and shade in 4 years and firewood in 5 years. Hybrid poplar trees grow up to 10 feet per year and they live 40+ years.
<b>NINEBARK</b> GROWTH RATE- FAST	Few shrubs are easier to grow than Ninebark. It tolerates an array of weather conditions and is largely left alone by animal pests and its peeling bark creates winter interest. Ninebark is a fast grower and makes an excellent large, informal hedge. It grows 6 to 10 feet tall and wide. The white, cup-shaped flower heads are attractive to birds, bees and butterflies. Ninebark is drought tolerant and requires little maintenance. Ninebark grows best in well-drained soil in full sun to partial shade, but is adaptable to many soil conditions.
<b>NORTHERN RED OAK</b> GROWTH RATE - FAST	It is fast growing, easy to transplant, tolerant to a variety of soil conditions. Height: 50 to 75 feet. Spread: 50 to 75 feet. The abundant acorns attract wildlife, and the leaves develop a brick-red fall color. A variety of birds depend upon Red Oak acorns, the wild turkey in particular.
<b>NORWAY SPRUCE</b> GROWTH RATE - FAST	The Norway Spruce is the most widespread, fastest growing, largest and most disease resistant spruce in the northern hemisphere. This is not a tree for a small yard! The Norway Spruce can grow 2-3+ feet per year their first 25 years under good conditions. The Norway spruce has a fibrous deep spreading root system that makes this tree very wind stable, able withstand winds up to 100MPH.
<b>RED MAPLE</b> GROWTH RATE - FAST	Brilliant fall coloring is one of the outstanding features of the Red Maple. This tree prefers full sun to partial shade and tolerates both extremely wet to extremely dry soils. The Red maple is prized as an ornamental shade tree because of its rapid growth, reaching heights of 40-70' tall. Leaves have a silvery underside and turn a pale yellow in the fall.
<b>RUGOSA ROSE</b> GROWTH RATE - FAST	The Rugosa Rose is a shrub mainly used as a hedge that has beautiful pink flowers that continually bloom from June through August and are 2 1/2 to 3 1/2 inches in size. It develops 1 inch red berries in August which last through the winter to provide food for wildlife. Grows to a height of 6' high and 6' wide.
<b>SUGAR MAPLE</b> GROWTH RATE - MEDIUM	The Sugar Maple is a landscape standout. Medium to dark-green leaves turn yellow, burnt orange or red in fall. Tolerates shade, likes a well-drained, moderately moist, fertile soil. Do not plant in confined areas or where salt is a problem. Grows to 60' to 75', 40'-50' spread. The sugar maple tree is the principal source of maple sugar.
<b>WHITE PINE</b> GROWTH RATE - FAST	The White Pine is a large, straight-stemmed tree with a pyramidal crown. Clustered soft blue-green needles. Ideal screen or windbreak. Likes moist, well-drained soils. Grows 50' to 80' with a 20-40' spread. Mature trees can easily be 200 to 250 years old.
<b>WHITESPIRE BIRCH</b> GROWTH RATE - FAST	Whitespire Birch has a nice narrow, pyramidal size and has chalky white bark that looks great all season long, because of its shape it's great along property lines. The bright green leaves rustle in the wind and turn the brightest yellow in the fall. It is heat tolerance and disease resistance. Grows well in full sun, reaching 50-60 feet when mature. It does well under a wide range of soil types.



## 2015 Racine County Land Conservation Tree Program - Order Form

### Deadline for Ordering - February 27, 2015

Seedling Trees or Shrubs	Age	Size	# of Bundles *	X (\$/Bundle)	Total Amount
<b>EVERGREEN SEEDLINGS</b>					
White Pine	3-0	15" +		X \$13.00 =	
Red Pine	3-0	15" +		X \$13.00 =	
White Spruce	3-0	15" +		X \$13.00 =	
Colorado Blue Spruce	3-0	15" +		X \$13.00 =	
Norway Spruce	3-0	15" +		X \$13.00 =	
White Cedar	3-0	1' - 2'		X \$13.00 =	
<b>SHRUB SEEDLINGS</b>					
Elderberry	1-0	12" - 18"		X \$15.00 =	
Butterfly Bush	1-0	12" - 18"		X \$15.00 =	
Serviceberry	1-0	12" - 18"		X \$15.00 =	
Highbush Cranberry	1-0	12" - 18"		X \$15.00 =	
<b>DECIDUOUS SEEDLINGS</b>					
Red Maple	2-0	2' - 3'		X \$15.00 =	
White Oak	1-0	12" - 18"		X \$15.00 =	
Black Cherry	1-0	18" - 24"		X \$15.00 =	
Red Oak	2-0	2' - 3'		X \$15.00 =	
Hazelnut	1-0	12" - 18"		X \$15.00 =	
River Birch	1-0	18" - 24"		X \$15.00 =	
Pin Oak	1-0	18" - 24"		X \$15.00 =	
Hybrid Poplar	1-0	2' - 3'		X \$15.00 =	
Sugar Maple	2-0	12" - 18"		X \$15.00 =	
Black Walnut	1-0	18" - 24"		X \$15.00 =	
<b>OTHER ITEMS</b>			<b># of Bags</b>		
Water Gel	(1 bag / 400 trees)			X \$3.00 =	
Fertilizer	(25 individual packets per bag)			X \$5.00 =	
<b>PRAIRIE SEED (Meets Conservation Reserve Program)</b>			<b># of Bags</b>		
Seed Mix	(1.57 pound bag, covers 1/4 acre)			X \$ 40.00 =	
Seed Mix	(6.3 pound bag, covers 1 acre)			X \$130.00 =	
<b>WILDFLOWER SEED (24 species of wildflowers)</b>			<b># of Bags</b>		
Wildflowers	(2.0 oz., covers 1,000 sq ft)			X \$ 40.00 =	
Wildflowers	(8.5 oz., covers 5,000 sq ft)			X \$130.00 =	

\* Each Bundle contains approximately 25 seedlings.

Name: \_\_\_\_\_ Total = \$ \_\_\_\_\_  
 Address: \_\_\_\_\_  
 City, State, Zip: \_\_\_\_\_ Check Number: \_\_\_\_\_  
 Phone # (Day): (     ) \_\_\_\_\_  
 Email Address: \_\_\_\_\_ (Contact only for questions with order)

**MAKE CHECKS PAYABLE TO: RACINE COUNTY (Enclose full amount)**

*You DO NOT need to be a Racine County resident to participate.*

\* Pick up date is **MID-APRIL** at the Racine County Fairgrounds, Union Grove - **Notice will be sent via mail**

**SUPPLY IS LIMITED**, please order early! Orders will be reserved as received.

Orders that are unable to be filled will be contacted for alternative plants or returned to customer.

**NO REFUNDS or WARRANTY** on all living plants or seed. *Plants are perishable and MUST BE picked up on the days scheduled.*

**Questions: Call Chad Sampson, M-F 8:00-4:30, 262-886-8440**

**Mail to:** Racine County Land Conservation Division  
 14200 Washington Ave.  
 Sturtevant, WI 53177

**Checklist:** ① Check math ② Fill in total  
 ③ Print name and address clearly  
 ④ Enclose a check for the full amount





## Rabbit and Fowl Notice

The Village Board approved the new Fowl and Rabbit Ordinances that allow certain fowl and rabbits on specific residential zoning districts. Attached is a Fowl/Rabbit Permit that can be filled out and sent back to the Village. The permit requires some information that is explained in the permit and there is no fee.


### According to WIKIPEDIA.....

Domestic rabbits can be kept as pets in a back yard hutch or indoors in a cage or house trained to have free roam. Rabbits kept indoors are often referred to as house rabbits. House rabbits typically have an indoor pen or cage and a rabbit-safe place to run and exercise, such as an exercise pen, living room or family room. Rabbits can be trained to use a litter box and some can learn to come when called.

Domestic rabbits that do not live indoors can also serve as companions for their owners, typically living in a protected hutch outdoors. Some pet rabbits live in runs/arks during the day for the benefit of fresh air and natural daylight and are brought inside at night.

Whether indoor or outdoor, pet rabbits' pens should be equipped with enrichment activities such as shelves, tunnels, balls, and other toys. Pet rabbits are often provided additional space in which to get exercise, simulating the open space a rabbit would traverse in the wild. Exercise pens or lawn pens are often used to provide a safe place for rabbits to run.

Keeping chickens as pets has become increasingly popular over the years among urban and suburban residents. Most chickens are kept on farms for the agricultural production of meat and eggs but some chickens are kept as pets for entertainment and educational reasons along with homegrown eggs. A chicken coop is a housing where chickens are kept. Inside there will often be nest boxes for egg laying along with perches on which the birds can sleep. Backyard coops are small and fenced, often with chicken wire, allowing chickens an area to roam, peck and hunt insects. Chicken tractors are floorless coops which can be dragged about a yard. Some backyard chickens are allowed to free range, and sleep in coops. Urban chicken keeping has led to manufactured chicken coops such as the Eglu, which are designed for tight spaces and have a tidy look. Chicken waterers and feeders are an important part of keeping chickens as pets. There are hanging waterers/feeders and water cups. When creating a home for their flocks, owners should plan on a specific amount of coop space and roosting space, nest boxes, food and water for the number of birds in their flock and also select breeds with an eye towards how many eggs they wish to harvest.



Village of Bristol  
Fowl/Rabbit Permit

Date\_\_\_\_\_ Name \_\_\_\_\_ Parcel #\_\_\_\_\_  
Zoning\_\_\_\_\_ Number of Fowl/Rabbits allowed\_\_\_\_\_  
Conditional Use permit required \_\_\_\_\_ Yes \_\_\_\_\_ No  
Conditional Use permit approved \_\_\_\_\_ Yes \_\_\_\_\_ No  
Date\_\_\_\_\_ Conditions of Approval\_\_\_\_\_

- Attach a site plan
- Include written plan covering the Ordinance 7-1-11 (2013-13-15): Neighbors consent, location, space per chicken, nesting boxes, elevated perches, soundness of construction, windows; ventilation, run access, temperature, location, dimension, fence mesh, roof fencing, food and water, confinement standard, manure storage and removal, lighting, noise and odor impacts and slaughtering.
- Subdivision covenants allow fowl/rabbits (approval letter from Subdivision)
- Signature below understands the full Ordinance 7-1-11 and 2014-7 thru 10
- There has been no complaints from the neighbors for non compliance with the above ordinances
- Permit expires 1 year from issuance

Name and Address of Permittee \_\_\_\_\_  
\_\_\_\_\_  
\_\_\_\_\_

Signature\_\_\_\_\_ Date\_\_\_\_\_

Authorized agent for the Village

Signature\_\_\_\_\_ Date\_\_\_\_\_

Fowl

R-1 conforming lot 5 acres allows 60 chickens which may include (6 roosters)

R-2 and R- 3 allows 20 chickens per acre up to 30 chickens max may include (1 rooster per 10 hens)

R-4, R-5, R-6 allowed 4 chickens per lot (no roosters).

Rabbits

R-1 10 rabbits on conforming lots

R2 and R3 allows 4 rabbits

R-4, R-5, R-6 allowed 2 rabbits per lot.



## New Pumper for the Fire Department

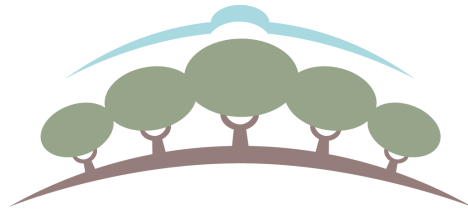
The Bristol Fire Department will be upgrading the ambulance service provided to the community to Paramedic level effective January 1, 2015.

The Village board and the fire department have been able to accomplish this upgrade in service without having to increase taxes. The members of the fire department are very excited to be able to provide this Paramedic level service to the community and the pride they have in being a Paramedic.

The Bristol Fire Department has just taken delivery of a new fire engine to replace a 1973 pumper. The new vehicle is manufactured by Rosenbauer with a 2011 Spartan chassis capable of pumping 1,500 gallons per minute and carrying 1,000 gallons of water. This vehicle will handle a multitude of different types of responses from firefighting; extrication; brush fires; vehicle fires and mutual aid. The Village of Bristol budgets funds into a Capital Replacement account each year. When an adequate amount is available to make a major purchase such as this, those funds are utilized. We are pleased taxes will not be increased to make this purchase. This purchase will help us continue to maintain excellent services to the community.







*The Village of*  
**B R I S T O L**

NATURALLY

**OUR ADDRESS HAS CHANGED**

For those that are not aware we no longer have a P.O. Box at the Post Office. You may now send mail to our physical address at  
**19801 83rd St - Bristol WI 53104.**

**Village of Bristol  
19801 83rd St  
Bristol WI 53104**

**Office Hours:**

Monday-Friday 8 am- 4 pm

Phone: 857-2368

Fax: 857-2136

**Village Board**

President	Mike Farrell	857-9850
Trustee	Ruth Atwood	857-7275
Trustee	Carolyn Owens	857-7460
Trustee	Colleen Fisch	857-8677
Trustee	John McCabe	857-9115

**Village Board Meetings:**

7 pm on the 2nd and 4th Monday of each month.

**Village Plan Commission Meetings:**

7 pm on the 4th Tuesday of each month.

**Village Zoning Board Meetings:**

7 pm on the 2nd Wednesday of each month.

**Recycling Center hours:**

Monday-Friday 7 am - 3 pm

April-Nov: 1st & 3rd Wed. from 3 pm– 6 pm

1st & 3rd Sat. from 9 am- noon

Dec-March: 1st Sat from 9 am- noon

**Visit our website at: [villageofbristol.org](http://villageofbristol.org)**

Signup to receive communications posted on the website, i.e. agendas, minutes, newsletters etc., e-mailed directly to you. Please encourage your friends and neighbors to sign up.

<b>Administrator</b>	Randall Kerkman	857-2368
<b>Clerk/Treasurer</b>	Amy Klemko	857-2368
<b>Building Inspector</b>	Gregory Guidry	857-2368
	Jack Rowland	857-2368