



BRISTOLBOARD

December 2017

IN THIS ISSUE:

**2018 Tree Order Form
and Tree Descriptions**

**Useful Village Info-
Village Office and Public
Works Holiday Hours**

**Village Ordinance for
Garbage Collections**

Tax Bill Enclosure

**Notice about Beaver
Dam Problem**

**Westosha Senior Center
Holiday Party Sing-
Along**

**HAVE A SAFE
AND HAPPY
HOLIDAY!**

Kenosha County Tree Program

Thanksgiving has passed, and Christmas is on the way—
so it must be time to place your 2018 tree order!
Please find attached the 2018 Tree Order Form and Tree
Descriptions

ALL STOCK IS PERISHABLE AND MUST BE PICKED-
UP ON DELIVERY DAY, MID-APRIL (NOTICE WILL BE
MAILED TO YOU)

ORDER EARLY – SUPPLY IS LIMITED AND POPULAR
TREES GO FAST - CHECKS WILL BE RETURNED IF
YOUR ORDER CANNOT BE FILLED

*ALL STOCK IS SOLD IN UNDIVIDABLE BUNDLES OF
25 TREES*

DEADLINE FOR ORDERING: **FEBRUARY 23, 2018**

For more information call (262) 857-1900.

MAKE HISTORY - PLANT A TREE!!



Dan Treloar | County Conservationist | Kenosha County Division of Planning & Development | 19600 75th St. Suite 185-3 Bristol, WI 53104 | Ph: (262)-857-1900 | www.kenoshacounty.org



KENOSHA COUNTY 2018 TREE ORDER FORM
DIVISION OF PLANNING AND DEVELOPMENT
19600 75TH STREET
SUITE 185-3
BRISTOL, WI 53104
(262) 857-1900

"Make history - plant a tree."

Office Use Only

COMMON NAME	SIZE RANGE	PRICE/25 TREES	# of BUNDLES	TOTAL PRICE
EVERGREENS				
COLORADO BLUE SPRUCE	7 to 15" - TP	\$25.00		
FRASER FIR	6 to 12" - TP	\$25.00		
NORWAY SPRUCE	7 to 15" - TP	\$25.00		
WHITE PINE	7 to 15" - TP	\$25.00		
EASTERN ARBORVITAE	12 to 16" - TP	\$25.00		
DECIDUOUS TREES				
AMERICAN PLUM	12 to 18" - S	\$22.00		
BLACK CHERRY	12 to 18" - S	\$22.00		
BLACK WALNUT	12 to 18" - S	\$22.00		
HYBRID POPLAR	24 to 36" - S	\$22.00		
NORTHERN CATALPA	18 to 24" - S	\$22.00		
NORTHERN RED OAK	12 to 18" - S	\$22.00		
RED MAPLE	12 to 18" - S	\$22.00		
ROSELOW SARGENT CRABAPPLE	12 to 18" - S	\$22.00		
SUGAR MAPLE	12 to 18" - S	\$22.00		
WHITESPIRE BIRCH	12 to 18" - S	\$22.00		
SHRUBS				
COMMON LILAC	6 to 12" - S	\$20.00		
EASTERN RED BUD	12 to 18" - S	\$22.00		
HAZELNUT	12 to 18" - S	\$22.00		
WHITE FLOWERING DOGWOOD	12 to 18" - S	\$22.00		
WINTERBERRY	12 to 18" - S	\$22.00		
OTHER ITEMS				
WATER GEL	1 Bag / 100 Trees	\$3.00 PER BAG		
S=Seedlings TP=Transplants			GRAND TOTAL	
NAME _____ PHONE _____				
ADDRESS _____				
CITY _____		STATE _____	ZIP CODE _____	
E-MAIL _____				
TOTAL CHECK AMOUNT \$ _____				

ALL STOCK IS SOLD IN UNDIVIDABLE BUNDLES OF 25 TREES

DEADLINE FOR ORDERING: FEBRUARY 23, 2018

ORDER FORMS AND MORE INFORMATION AVAILABLE AT <http://www.kenoshacounty.org/trees>

MAKE CHECK or MONEY ORDER PAYABLE to: **KENOSHA COUNTY PLANNING AND DEVELOPMENT**

ALL STOCK IS PERISHABLE, AND MUST BE PICKED-UP ON DELIVERY DAY, MID-APRIL (NOTICE WILL BE MAILED TO YOU).

ORDER EARLY - LIMITED SUPPLY - CHECKS WILL BE RETURNED IF YOUR ORDER CANNOT BE FILLED. NO REFUND/WARRANTY ON ALL PRODUCTS.








KENOSHA COUNTY TREE PROGRAM IS OPEN TO EVERYONE - YOU DO NOT NEED TO BE A KENOSHA RESIDENT TO PARTICIPATE.

COMMON NAME	DESCRIPTION AND CHARACTERISTICS
AMERICAN PLUM GROWTH RATE - MEDIUM	Medium to tall tree/shrub for farmstead windbreaks, highway and riparian plantings. Adapted to a wide variety of soil types. Fair to good drought tolerance. Full sun to partial shade. Bears white flowers in spring, and yellow to red edible fruit in June-July. The fruit is used widely for making jams and jellies. The American plum is also highly important as wildlife cover and food.
BLACK CHERRY GROWTH RATE - FAST	The Black Cherry may grow to 60-80 feet tall by 30 feet wide (or larger) when it is found in an open field and live as long as 150 years. The fruit is a reddish-black cherry, which is edible although quite acidic. This species is found on a wide variety of soils. The black cherry is one of the largest cherries and, as such, its wood can be very valuable.
BLACK WALNUT GROWTH RATE - MEDIUM	One of the scarcest and most coveted native hardwoods, Black Walnut is used especially for furniture, gunstocks, and veneer. Individual trees fetch attractive prices. Fragrant leaves. Likes deep, rich, well-drained soil; grows more slowly in drier soils. Grows to 50' to 75', 60' spread. (May self-pollinate, plant two trees to ensure pollination) The delicious nuts must be gathered early, before squirrels and other wildlife can consume them.
COLORADO BLUE SPRUCE GROWTH RATE - MEDIUM	One of the most popular ornamental conifers, the Colorado blue spruce (or simply, blue spruce) is a truly magnificent sight. Grows best in full sun, in moist, well-drained, fertile soils. The Colorado blue spruce grows to a height of 50-75' and a spread of 10-20' at maturity. Needles are stiff, short, and silvery blue to greenish blue in color. The species has an excellent natural shape and requires little shearing.
COMMON LILAC GROWTH RATE - MEDIUM	The Common Lilac is noted for its showy, fragrant bloom in the late spring. Flowers come in many colors ranging from white, pink, blue, lavender to reddish-purple, clusters of flowers sit against dark green, heart shaped leaves, and the fragrance is just delightful. Grows best in well drained, fertile soils, under full sunlight. Average height is 15'.
EASTERN ARBORVITAE GROWTH RATE - MEDIUM	a.k.a. American arborvitae - Bright emerald green year-round foliage. Its dense foliage makes an excellent hedge or privacy screen. They will grow to a mature height of 30 to 40 feet and a mature spread of 10 to 15 feet. They prefer full sun to partial shade, and can grow in a variety of soil conditions. The Eastern Arborvitae is tolerant of heat, cold, and wet sites.
EASTERN RED BUD GROWTH RATE - FAST	Spectacular rosy pink blossoms that appear in April, usually one of the first trees to welcome the spring. Great colorful foliage year round with reddish-brown leaves changing to dark green then to yellow in fall. Forms a spreading, graceful crown. Even in winter, covered with snow, the eastern redbud is stunning. Full sun or light shade. Grows to 20' in height with a 20' mature spread.
FRASER FIR GROWTH RATE - MEDIUM	Often referred to as the Cadillac of Christmas trees. This tree has an excellent fragrance with exceptional needle retention. Strong branches are turned slightly upward which give the tree a compact appearance and shows the silvery color. Full to partial sun. Likes cool, moist, well-drained soils. Height 30-40 ft Width 20-25 ft.
HAZEL NUT GROWTH RATE - FAST	A large fast growing shrub with showy spring flowers. The Hazel Nut can grow to 8-12' tall with a crown spread of 10', creating a dense privacy screen, perfect for a hedgerow and as nesting sites for birds. The nuts of this American Hazel Nut have a higher nutritional value than acorns and beechnuts, making them a valuable food source for wildlife eaten by turkey, ruffed grouse, and pheasants.
HYBRID POPLAR GROWTH RATE - EXTREMELY FAST	Grown from rooted cuttings this extremely fast grower is widely used in the fuel, pulp and fiber industry also makes an excellent windbreak. Hybrid Poplars can provide privacy and windscreens in 3 years, living borders and shade in 4 years and firewood in 5 years. Hybrid poplar trees grow up to 10 feet per year and they live 40+ years.
NORTHERN CATALPA GROWTH RATE - FAST	A medium sized shade tree with enormous leaves, very showy white and purple orchid-like flowers in early summer, long narrow bean pod-shaped fruit in fall are very ornamental. Northern Catalpa will grow to be about 55 feet tall at maturity, with a spread of 30 feet. It has a high canopy with a typical clearance of 7 feet from the ground. This tree does best in full sun to partial shade. It is an amazingly adaptable plant, tolerating both dry conditions and even some standing water.
NORTHERN RED OAK GROWTH RATE - FAST	It is fast growing, easy to transplant, tolerant to a variety of soil conditions. Height: 50 to 75 feet. Spread: 50 to 75 feet. The abundant acorns attract wildlife, and the leaves develop a brick-red fall color. A variety of birds depend upon Red Oak acorns, the wild turkey in particular. A Northern Red Oak may live up to 500 years.
NORWAY SPRUCE GROWTH RATE - FAST	The Norway Spruce is the most widespread, fastest growing, largest and most disease resistant spruce in the northern hemisphere. This is not a tree for a small yard! The Norway Spruce can grow 2-3+ feet per year their first 25 years under good conditions. The Norway spruce has a fibrous deep spreading root system, able to withstand winds up to 100MPH.
RED MAPLE GROWTH RATE - FAST	Brilliant fall coloring is one of the outstanding features of the Red Maple. This tree prefers full sun to partial shade and tolerates both extremely wet to extremely dry soils. The Red maple is prized as an ornamental shade tree because of its rapid growth, reaching heights of 40-70' tall. Leaves have a silvery underside and turn a pale yellow in the fall.
ROSELOW SARGENT CRABAPPLE GROWTH RATE - MEDIUM	"Roselow" Sargent's Crabapple is a small dense-branching crabapple that is covered with pure white fragrant blossoms in mid-May. One of the smallest crabapples, it reaches a height of only 8 feet. Full sun is ideal. Resistant to drought, soil compaction and flooding. This tree does well on a variety of soils and is an excellent planting for wildlife or windbreak.
SUGAR MAPLE GROWTH RATE - MEDIUM	The Sugar Maple is a landscape standout. Medium to dark-green leaves turn yellow, burnt orange or red in fall. Tolerates shade, likes a well-drained, moderately moist, fertile soil. Do not plant in confined areas or where salt is a problem. Grows to 60' to 75' with a 40'-50' spread. The sugar maple tree is the principal source of maple sugar.
WHITE FLOWERING DOGWOOD GROWTH RATE - MEDIUM	The White Flowering Dogwood has an excellent show of white blossoms in spring, and bright red berries in fall and winter. It is a low branching tree that spreads horizontally and has a semi-rounded top. Does best in sun to part shade. This deciduous tree does best in well-drained acid soil. It has a mature height of 30' and a mature spread of 20'.
WHITE PINE GROWTH RATE - FAST	The White Pine is a large, straight-stemmed tree with a pyramidal crown. Clustered soft blue-green needles. Ideal screen or windbreak. Likes moist, well-drained soils. Grows 50' to 80' with a 20-40' spread. Mature trees can easily be 200 to 250 years old.
WHITESPIRE BIRCH GROWTH RATE - FAST	Whitespire Birch has a nice narrow, pyramidal size and has chalky white bark that looks great all season long and because of its shape it's great along property lines. The bright green leaves rustle in the wind and turn the brightest yellow in the fall. It is heat tolerance and disease resistance. Grows well in full sun, reaching 50-60 feet when mature. It does well under a wide range of soil types.
WHITEBERRY GROWTH RATE - MEDIUM	Brighten up your winter landscape with bright red fruit that ripens in August and will hang on until late January. Adaptable to wet conditions and is a native in swampy areas making it an excellent shrub for moist soils in low spots or along streams and ponds. No serious insect or disease problems. Height and width 6-10' Winterberry will attract songbirds and other animals to your property, the fruit serving as an emergency food source for wild birds.
WATER GEL ONE BAG WILL TREAT ABOUT 100 TREES	Water Gel is a powder, which is mixed with water to form a gel that the roots of the seedling are dipped into. The gel acts as a water-holding medium and helps to maintain an even moisture balance around the seedling roots after planting. The gel will remain active for at least one growing season.



2018 KENOSHA COUNTY TREES & SHRUBS



	<p>AMERICAN PLUM, <i>Prunus Americana</i> (Growth rate - medium)</p> <p>This native can reach heights of 15-25'. Adapted to a wide variety of soil types. Fair to good drought tolerance. Full sun to partial shade. Bears white flowers in spring, and yellow to red edible fruit in June-July. The American plum is cultivated for its edible fruit and attractive flowers, and is planted for farmstead windbreaks, wildlife plantings and erosion control because it requires no special maintenance.</p> 
	<p>BLACK CHERRY, <i>Prunus serotina</i> (Growth rate - fast)</p> <p>The Black Cherry may grow to 60-80 feet tall by 30 feet wide (or larger) when it is found in an open field and live as long as 150 years. The fruit is a reddish-black cherry, which is edible although quite acidic. This species is found on a wide variety of soils. The black cherry is one of the largest cherries and, as such, its wood can be very valuable..</p>
	<p>BLACK WALNUT, <i>Juglans mollissima</i> (Growth rate - medium)</p> <p>One of the scarcest and most coveted native hardwoods, Black Walnut is used especially for furniture, gunstocks, and veneer. Individual trees fetch attractive prices. Fragrant leaves. Likes deep, rich, well-drained soil; grows more slowly in drier soils. Grows to 50' to 75', 60' spread. (May self-pollinate, plant two trees to ensure pollination) The delicious nuts must be gathered early, before squirrels and other wildlife can consume them.</p>
	<p>COLORADO BLUE SPRUCE, <i>Picea pungens</i> (Growth rate slow)</p> <p>Grows best in full sun, in moist, well-drained, fertile soils. Grows over 35' and needles are stiff, short, and silvery blue to greenish blue in color. Tree is conical shaped and it never requires pruning. It has striking foliage with branches in horizontal layers and needles of each new season appearing pale blue & silvery, contrasting with the darker blue-green of the older foliage. This tree requires a fairly large space for growing.</p>
	<p>COMMON LILAC, <i>Syringa vulgaris</i> (Growth rate medium)</p> <p>The Common lilac is noted for its showy, fragrant bloom in the late spring. Flowers come in many colors ranging from white, pink, blue, lavender to reddish-purple. Grows best in well drained, fertile soils, under full sunlight. Average height is 15'.</p> 



EASTERN ARBORVITAE, *Thuja occidentalis* (Growth rate – fast)

a.k.a. American arborvitae is an ornamental and timber evergreen conifer of the cypress family. Its shimmering emerald green year-round dense foliage makes the best hedge or privacy screen. They will grow to a mature height of 15 to 25 feet and a mature spread of 4 to 6 feet. They prefer full sun to partial shade, and can grow in a variety of soil conditions. This is one of the most cold-hardy trees known.



EASTERN RED BUD, *Cercis canadensis* (Growth rate- fast)

Rosy pink flowers appear in April. Reddish-purple leaves change to dark green, then to yellow. Forms a spreading, graceful crown. Full sun or light shade. Partial shade preferred in windy, dry areas. Grows to 20' to 30', 30' mature spread.



FRASER FIR, *Abies fraxeri* (Growth rate – medium)

Often referred to as the Cadillac of Christmas trees. This tree has an excellent fragrance with exceptional needle retention. Strong branches are turned slightly upward which give the tree a compact appearance and shows the silvery color. Full to partial sun. Likes cool, moist, well-drained soils. Height 30-40 ft Width 20-25 ft.



HAZELNUT *Corylus americana* (Growth rate- fast)

A large fast growing shrub with showy spring flowers. The Hazel Nut can grow to 8-12' tall with a crown spread of 10', creating a dense privacy screen, perfect for a hedgerow and as nesting sites for birds. The nuts of this American Hazel Nut have a higher nutritional value than acorns and beechnuts, making them a valuable food source for wildlife eaten by turkey, ruffed grouse, and pheasants.



HYBRID POPLAR *Populus* (Growth Rate – Extremely fast)

Grown from rooted cuttings this extremely fast grower is widely used in the fuel, pulp and fiber industry also makes an excellent windbreak. Hybrid Poplars can provide privacy and windcreens in 3 years, living borders and shade in 4 years and firewood in 5 years. Hybrid poplar trees grow up to 10 feet per year and they live 40+ years.



NORTHERN CATALPA, *Comus sricca* (Growth rate- fast)

A medium sized shade tree with enormous leaves, very showy white and purple orchid-like flowers in early summer, long narrow bean pod-shaped fruit in fall are very ornamental. Northern Catalpa will grow to be about 55 feet tall at maturity, with a spread of 30 feet. It has a high canopy with a typical clearance of 7 feet from the ground. This tree does best in full sun to partial shade. It is an amazingly adaptable plant, tolerating both dry conditions and even some standing water.



NORTHERN RED OAK, *Quercus rubra* (Growth rate- medium)

This oak tree thrives in rich, well-drained soils and is commonly found throughout Wisconsin. The Red Oak can reach heights of 60 to 75 ft in full or partial sun. Fall brings a display of russet-red colors. The acorns of the red oak, larger than those of any other oak, are very bitter but savored by wildlife. The wood of the red oak group has similar properties to that of white oaks but is much more porous and less resistant to decay. It is used for general construction, railroad ties, furniture, interior finish, and flooring.



NORWAY SPRUCE (Growth rate – fast)

The Norway Spruce is the most widespread, fastest growing, largest and most disease resistant spruce in the northern hemisphere. This is not a tree for a small yard! The Norway Spruce can grow 2-3+ feet per year their first 25 years under good conditions. The Norway spruce has a fibrous deep spreading root system that makes this tree very wind stable, able withstand winds up to 100MPH.



RED MAPLE, *Acer rubrum* (Growth rate- fast)

Brilliant fall coloring is one of the outstanding features of the Red Maple. This tree prefers full sun to partial shade and tolerates both extremely wet to extremely dry soils. The Red maple is prized as an ornamental shade tree because of its rapid growth, reaching heights of 40-70' tall. Leaves have a silvery underside and turn a pale yellow in the fall. .



ROSELOW SARGENT CRABAPPLE, (Growth rate –medium)

'Roselow' Sargent's Crabapple is a small dense-branching crabapple that is covered with pure white fragrant blossoms in mid-May. One of the smallest crabapples, it reaches a height of only 8 feet. Full sun is ideal. Resistant to drought, soil compaction and flooding. This tree does well on a variety of soils and is an excellent planting for wildlife or windbreak.



SUGAR MAPLE, *Acer saccharum* (Growth rate- medium)

Wisconsin's State Tree is the Sugar Maple. Sugar Maple is a favorite shade tree with reliable fall color. Found in the open, Sugar Maple may easily grow to 80 ft tall by 40 ft wide. Sugar Maple thrives when it is planted into rich, moderately deep soils having even moisture coupled with good drainage. Has brilliant red, orange, and yellow fall color.



WHITE FLOWERING DOGWOOD, *Metasequoia glyptostroboides* (Growth rate- Medium)

The White Flowering Dogwood has an excellent show of white blossoms in spring, and bright red berries in fall and winter. It is a low branching tree that spreads horizontally and has a semi-rounded top. Does best in sun to part shade. This deciduous tree does best in well-drained acid soil. It has a mature height of 30' and a mature spread of 20'.



WHITE PINE, *Pinus strobes* (Growth rate- fast)

The White Pine is a hardy, valuable tree. This pine is distinguished from all other pines by the fact that its soft bluish-green needles occur in bundles of five. Because of its vigorous rate of growth and high-quality wood, white pine is a leader in the lumber market. White pine prefers a sunny location and tolerates most moist, well-drained soils. This tree grows 50' to 80' with a 20-40' spread. Ideal screen or windbreak species.



WHITESPIRE BIRCH, *Betula populifolia* (Growth rate- medium)

a.k.a. Gray Birch reaches 20 to 40'. Leaves turn a lovely yellow color in autumn before dropping. For the first four or five years, the bark is dark brown but later takes on a smooth, chalky-white appearance but does not peel as readily as the bark of white birches. The White Spire Birch is heat tolerance and disease resistance. Grows well in full sun and under a wide range of soil types.



WINTERBERRY, *Rosa rugosa* (Growth rate- medium)

Brighten up your winter landscape with bright red fruit that ripens in August and will hang on until late January. Adaptable to wet conditions and is a native in swampy areas making it an excellent shrub for moist soils in low spots or along streams and ponds. No serious insect or disease problems. Height and width 6-10' Winterberry will attract songbirds and other animals to your property, the fruit serving as an emergency food source for wild birds.



WATER GEL, 1 bag will treat about 100 trees

Water Gel is a powder, which is mixed with water to form a gel that the roots of the seedling are dipped into. The gel acts as a water-holding medium and helps to maintain an even moisture balance around the seedling roots after planting. The gel will remain active for at least one growing season.

VILLAGE ORDINANCE

SEC. 8-3-6 GARBAGE COLLECTION SCHEDULES

—Residents shall not place the carts or any bulk material on the curb before 4:00 p.m. of the afternoon prior to the scheduled collection day. Empty containers shall be removed from the curb by 8:00 p.m. of the same day.

(A) Schedule.

- (1) The contractor will furnish regularly scheduled collection from every residential unit [four (4) units or less] in the Village of Bristol, according to a regular schedule approved by the Director of Public Works.
- (2) Refuse collection shall be scheduled weekly.
- (3) Recyclables collection shall be scheduled bi-weekly.
- (4) Bulky collection shall be scheduled monthly.

(B) Placement; Collection Carts.

- (1) Residents shall place their material suitable for refuse or recyclable collection at the curb or alley of their homes or at such other location designated by the contractor for the day scheduled for collection.
- (2) Residents shall use collection carts provided by the contractor for the disposal of recyclables and refuse.
- (3) All refuse and recyclables carts shall be placed by the customer at the curb, alley or other site agreed upon by the customer and the contractor by 6:00 a.m. of the day of collection. Residents shall not place the carts or any bulk material on the curb before 4:00 p.m. of the afternoon prior to the scheduled collection day. Empty containers shall be removed from the curb by 8:00 p.m. of the same day.

(C) Cost of Collection Carts.

- (1) The contractor shall, at its expense, supply and furnish carts for the collection of refuse and recyclables to all residential units. The contractor shall provide and apply the manufacturer's warranty for defects in the carts, including broken wheels or lids from regular usage.
- (2) The contractor is not responsible for damage from negligent use, such as the cart being cut or damaged by a tool or saw, burned by hot ashes, being hit by a vehicle, etc. The contractor is also not responsible for missing or stolen carts.

2018 JOHN'S DISPOSAL GARBAGE & RECYCLING SCHEDULE

Village of Bristol

January 2018

Su	Mo	Tu	We	Th	Fr	Sa
7	8	9	10	11	12	13
14	15	16	17	18*	19	20
21	22	23	24	25	26	27
28	29	30	31			

February 2018

Su	Mo	Tu	We	Th	Fr	Sa
4	5	6	7	8	9	10
11	12	13	14	15*	16	17
18	19	20	21	22	23	24
25	26	27	28			

March 2018

Su	Mo	Tu	We	Th	Fr	Sa
4	5	6	7	8	9	10
11	12	13	14	15*	16	17
18	19	20	21	22	23	24
25	26	27	28	29	30	31

April 2018

Su	Mo	Tu	We	Th	Fr	Sa
1	2	3	4	5	6	7
8	9	10	11	12	13	14
15	16	17	18	19*	20	21
22	23	24	25	26	27	28
29	30					

Thursday is collection day.

 The recycling collection is every other Thursday on the shaded weeks.

****** The monthly bulky collection will be on the **3rd Thursday** of each month.

Call John's Disposal at (888) 473-4701

www.johnsdisposal.com

Email: office@johnsdisposal.com

2018

May 2018

Su	Mo	Tu	We	Th	Fr	Sa
		1	2	3	4	5
6	7	8	9	10	11	12
13	14	15	16	17*	18	19
20	21	22	23	24	25	26
27	28	29	30	31		

June 2018

Su	Mo	Tu	We	Th	Fr	Sa
3	4	5	6	7	8	9
10	11	12	13	14	15	16
17	18	19	20	21*	22	23
24	25	26	27	28	29	30

July 2018

Su	Mo	Tu	We	Th	Fr	Sa
1	2	3	4	5	6	7
8	9	10	11	12	13	14
15	16	17	18	19*	20	21
22	23	24	25	26	27	28
29	30	31				

August 2018

Su	Mo	Tu	We	Th	Fr	Sa
5	6	7	8	9	10	11
12	13	14	15	16*	17	18
19	20	21	22	23	24	25
26	27	28	29	30	31	

 Holidays (no collection)

New Years Day-Monday 1/1/2018
Collection will be delayed by one day.

Memorial Day- Monday 05/28/2018
Collection will be delayed by one day.

Independence Day- Wednesday 07/04/2018
Collection will be delayed by one day.

Labor Day- Monday 9/3/2018
Collection will be delayed by one day.

Collection Schedule

September 2018

Su	Mo	Tu	We	Th	Fr	Sa
2	3	4	5	6	7	8
9	10	11	12	13	14	15
16	17	18	19	20*	21	22
23	24	25	26	27	28	29
30						

October 2018

Su	Mo	Tu	We	Th	Fr	Sa
1	2	3	4	5	6	
7	8	9	10	11	12	13
14	15	16	17	18*	19	20
21	22	23	24	25	26	27
28	29	30	31			

November 2018

Su	Mo	Tu	We	Th	Fr	Sa
4	5	6	7	8	9	10
11	12	13	14	15*	16	17
18	19	20	21	22	23	24
25	26	27	28	29	30	

December 2018

Su	Mo	Tu	We	Th	Fr	Sa
2	3	4	5	6	7	8
9	10	11	12	13	14	15
16	17	18	19	20*	21	22
23	24	25	26	27	28	29
30	31					

Thanksgiving-Thursday 11/22/2018
Collection will be delayed by one day.

Christmas Day- Tuesday 12/25/2018
Collection will be delayed by one day.

The garbage (brown cart) is emptied on a weekly basis. The recycling (green cart) is emptied every other week and not emptied by the bulk collection crews. Large items, extra cans or bags can be taken with the bulk collections. Construction materials and electronics are not included in bulk collection.

Please place all materials out the night before or by 6 a.m. on your day of service.

Village of Bristol Property Owners

The 2017 Real Estate and Personal Property Taxes are now payable

The Bristol Village Office is located in the Municipal Building at 19801 83rd Street (the corner of 83rd Street and 198th Avenue). Taxes will be collected during regular office hours, Monday through Friday 8:00 a.m. to 4:00 p.m. A drop box is attached to the front of the Municipal Building for after hour's collection.

Holiday Office Hours

The Bristol Village Office will be closed on
December 22nd, 25th and 29th, 2017 and on January 1, 2018.
Please use the drop box on the front of the building for making
payments when the office is not open.

Real Estate Taxes

Full or first installment payments are due to the VILLAGE OF BRISTOL by January 31, 2018.
All taxes less than \$100.00 must be paid in FULL by January 31, 2018.

Second installment and/or late payments must be paid to the KENOSHA COUNTY TREASURER,
1010-56th St, Kenosha, WI 53140, on or before July 31, 2018.
The Bristol Village Office CANNOT accept Real Estate Tax payments after January 31, 2018.

If scheduled tax payments have not been received by January 31, 2018, taxes become delinquent and bear interest at a rate of 1 ½ % per month beginning February 1, 2018 on the FULL tax amount.

Lottery Credit: The lottery credit will be applied to this year's real estate tax bill if this was your primary residence as of January 1, 2017. The credit will appear on your 2017 tax bill. If this is your primary residence and you did not receive the credit, please contact Clerk/Treasurer Amy Klemko at 857-2368.

Personal Property Taxes

All Personal Property Taxes are due in FULL to the VILLAGE OF BRISTOL by January 31, 2018.
Personal Property Taxes not paid by January 31, 2018 become delinquent and bear interest of
1 ½% per month beginning February 1, 2018 on the FULL tax amount.

Tax payments may also be made by mail.

Make checks payable to:

Village of Bristol
19801 83rd Street
Bristol, WI 53104

**PLEASE DO NOT COMBINE SEWER/WATER PAYMENTS,
BURN PERMITS
OR DOG LICENSES WITH YOUR TAX PAYMENT**

Annual Burn Permits

ALL burn permits expire on December 31, 2017.

New permits for 2018 are available at the Village Hall Monday through Friday from 8 a.m. until 4 p.m., or at the Fire Department evenings and weekends. **Permit Costs: \$15 for renewal or \$25 for a new permit.**

Bristol Recycling Center

The Bristol Recycling Center is still open for brush, leaves, waste oil, anti-freeze, and scrap steel. The gates will be open Monday-Friday 7:00 a.m. to 3:00 p.m., also December - March on the 1st Saturday of the month from 9:00 a.m. to noon, April - November on the 1st & 3rd Wednesday of the month from 3:00 p.m. to 6:00 p.m., and the 1st & 3rd Saturday of the month from 9:00 a.m. to noon.

All Dog Owners

All Bristol residents who own, harbor or keep a dog more than five months of age shall annually or within 30 days from the date such dog becomes five months of age, pay the dog license fee of **\$5.00** for neutered males and spayed females or **\$11.00** for intact males and females. An additional **\$5.00 late fee** will be charged after **March 31st** of each year as required by Wisconsin Statute 174.05(5). **2018 dog licenses** are now available from the Bristol Village Office during regular working hours. **Proof of current rabies vaccination is required before a license will be issued.** Residents who hold kennel licenses **MUST** schedule a **kennel inspection to renew your license**. Residents with **four (4)** or more dogs must be **approved by the Village** to obtain a kennel license. Payments may be mailed to:

VILLAGE OF BRISTOL
19801 83rd Street
BRISTOL, WI 53104

If you are mailing your payment: receipts and dog license tags will be returned **ONLY** if you include a **STAMPED, SELF-ADDRESSED** envelope with your payment.

Proof of current rabies vaccination and the enclosed information sheet at the bottom of this notice **MUST** be included with your payment in order for the Village to issue the license.



Owner's Name _____

Address _____

Name	Sex*	Color	Breed	Vaccination Date	Expiration Date

*Please use the following abbreviations: Male (M), Female (F), Spayed (S), Neutered (N)



This notice is a reminder to any property owners that have a navigable waterway (creek, ditch, canal, river, pond, lake), on their property. It is a great time of year (because of easier access with the

leaves off the underbrush) to take a look and remove any fallen trees or brush that may have fallen over the years.

Please remove the fallen debris as far as possible from the stream so it does not float back into the stream and cause further problems.

This past summer's flood was a reminder that when these fallen obstructions stop the flow of water it has far reaching consequences. If you see a beaver dam feel free to call one of the trappers listed below. It is currently trapping season. It is best to remove the beavers before you remove the dam because they will rebuild the dam very quickly.

It is the property owner's responsibility to keep obstructions from causing problems upstream. If you have any questions please call 262-857-2368.

Andrew Gordon

(262)220-1613

a2bcgorden@gmail.com

Jeff Homan

(262)308-1959

bbhoman@yahoo.com

Jeff Schroeder

(262)865-4794

jschroeder@thepestshield.com

Lakeland Biologists

(262)522-2822

info@lakelandbiologists.com

Nicholas Johnson

(262)960-5705

llwildlifeanimalevection@gmail.com

HOLIDAY PARTY & SING-ALONG

Join us for "Timeless Music Review"
performing holiday favorites from the 1930s-1980s

Complimentary holiday snacks

Saturday, December 16
12 pm - 2 pm

PLUS, a special
visit from

SANTA!

Tickets available in Center office:

\$12 per adult

Children under 12-free

Westosha Senior Community Center

19200 93rd Street • Bristol, WI 53104 | 262-891-3436

USEFUL INFORMATION

DATES TO REMEMBER and Office Closings

Village Hall Office &
Public Works Facility—

Closed Christmas: 12/22, 12/25
Closed New Years: 12/29 & 1/1

December 1st is the first day to take out nomination papers for the Village Board. Papers must be returned no later than Jan. 2, 2018 by 5:00 p.m. to the Village Hall.

BURN PERMITS

Outdoor fires require a burn permit, which is valid January through December.

First time permits cost \$25 and every year after that \$15. Please call the Fire Dept. burn line at **857-4063** for the current burn status just prior to burning.

Permits can be purchased at the Village Hall or at the Fire Dept. nights and weekends.

BUILDING PERMITS


Our building permits are now online! If you need to do any home renovations please visit our website and fill one out.

[http://villageofbristol.org/displaypage.aspx?
ID=buildinginsp:materials](http://villageofbristol.org/displaypage.aspx?ID=buildinginsp:materials)

RECYCLING CENTER

Monday-Friday: 7am-3pm
April-Nov: 1st & 3rd Wed 3pm-6pm
1st & 3rd Sat 9am-12pm
Dec-March: 1st Saturday 9am-12pm

Accepts:
Brush, Grass, Leaves
Cooking Oil, Waste Oil
Anti-Freeze
Scrap Steel



19801 83rd St
Bristol, WI 53104

Office Hours:

Monday-Friday 8 AM- 4 PM

Phone: 857-2368

Fax: 857-2136

Village Board

President	Mike Farrell	857-9850
Trustee	Ruth Atwood	857-7275
Trustee	Carolyn Owens	857-7460
Trustee	John McCabe	857-9115
Trustee	Colleen Fisch	857-8677

Administrator Randall Kerkman 857-2368

Clerk/Treasurer Amy Klemko 857-2368

Building Inspectors Jack Rowland 857-2368

Don Fox 857-2368

Village Board Meetings:

7 PM on the 2nd and 4th Monday of each month.

Village Plan Commission Meetings:

7 PM on the 4th Tuesday of each month.

Village Zoning Board Meetings:

7 PM on the 2nd Wednesday of each month.

