



TOWN OF ROME

2023 BUDGET PRESENTATION

NOVEMBER 17, 2022
PRESENTED BY JAMI GEBERT
TOWN ADMINISTRATOR

2023 BUDGET IN BRIEF

- RECAP OF MAJOR PROJECTS IN 2022
- NUMBERS OVERVIEW
- REVENUES & EXPENDITURES
- THEMES & FOCUS AREAS
- DEBT SERVICE
- GENERAL FUND BALANCE
- WHERE DO YOUR PROPERTY TAX DOLLARS GO?
- QUESTIONS



2022

MAJOR PROJECTS

- Transitioned to Kwik Trip Enthusiasts
- Experienced incredible growth in the community & Tax Increment District (TID)
- Hired a new Zoning Administrator
- Promoted a new Fire Chief
- Worked with WE Energies to complete a 23,887-foot natural gas line main extension on the south west portion of Town
- Purchased Mastic Machine in Public Works for road maintenance and repairs
- Decided to indefinitely table the project/goal of municipal sewer in Rome Town Center
- Completed a study regarding possible expansion of Rome Water Utility and chose to delay any further action

CONTINUED

2022 MAJOR PROJECTS

- Continued fundraising & started construction on the Rome Town Center Bandshell/Pavilion development
- Secured a limited term Enforcement Intern (*at no additional cost to the Town*) who assisted with evaluating the entire community for the most common ordinance infractions
- Experienced another incredible increase in Short-term Rental applications
- Were granted a Bipartisan Infrastructure Law (BIL) Surface Transportation Program (STP)-Local Grant for Apache Avenue from 8th to 10th Avenue
- Utilized American Rescue Plan Act (ARPA) funds to:
 - Purchase ten Self-Contained Breathing Apparatus (SCBA) for the Fire Department
 - Chip Seal an additional 3.65 miles of road
 - Complete parking lot expansion at the Lester Public Library and parking lot repairs at Town Hall

The above is not a comprehensive list

- *Continuing allocation of remaining ARPA Funds in 2023*

NUMBERS OVERVIEW

- TOTAL BUDGET
- VALUES OVERVIEW
- TOURISM TID
- PROPOSED TAX RATE SUMMARY
- TAX LEVY COMPARISON



TOTAL BUDGET



\$8,207,566
Total Budget

\$3,631,459
Levy



\$6,798,123
Total Budget

\$3,423,067
Levy



\$6,850,054
Total Budget

\$3,193,248
Levy



\$6,472,131
Total Budget

\$3,213,565
Levy

VALUES OVERVIEW

Rome's equalized
value now exceeds
\$1 billion.

■ 2022 ASSESSED VALUE	\$738,962,500
■ 2021	\$694,334,600
■ 2020	\$681,452,700
■ 2022 EQUALIZED VALUE	\$1,023,433,700
■ 2021	\$827,953,300
■ 2020	\$797,737,000
■ 2022 NET NEW GROWTH	7.19%
■ 2021	1.75%
■ 2020	1.81%

TOURISM TID

Tourism TID projected
to close 5 year early!

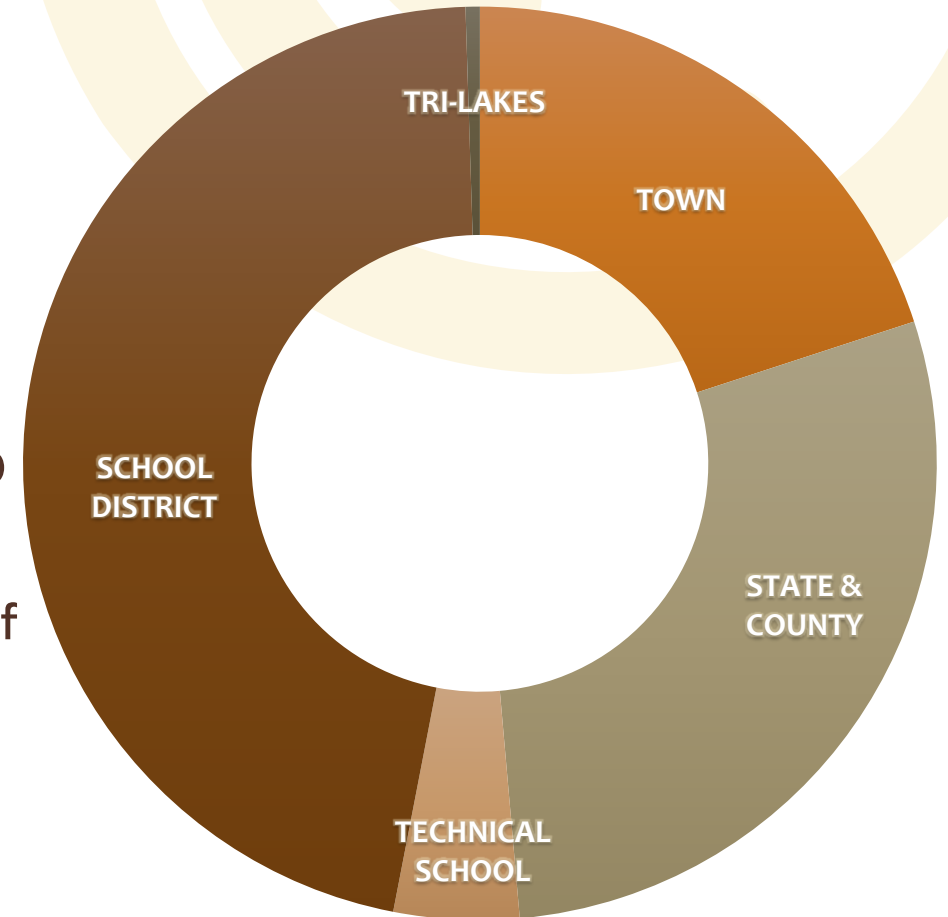
- 2022 Current Value \$81,896,500
 - 2021 \$54,718,600
 - 2020 \$56,843,800
-
- Equalized TID Value Increment is removed from the Town's Equalized Valuation
 - Equalized TID Value = Current Year TID Value - TID Base Value
 - \$81,896,500 - \$1,249,400 = \$80,647,100
 - Tax Increment from the TID is estimated at approximately \$1,599,293
 - TID Current Value is ahead of 2015 projection and is scheduled to terminate in 2027.

PROPOSED TOWN TAX RATE SUMMARY

The proposed Town of Rome Levy is \$3,631,459 and is levied at a 2022 rate of \$5.3346 per \$1,000 of assessed value.

- The median home value in the Town of Rome is \$207,100 according to the U.S. Census Bureau, 2020 American Community Survey 5-Year Estimates.
- Example: $\$207,100 \times \$5.3346 / \$1,000 = \$1,104.80$

For comparison in 2022, the tax rate was \$5.2816, which would have equated to \$1,093.82 for the Town's portion of the overall tax bill, representing a \$10.98 increase for a home of median value.

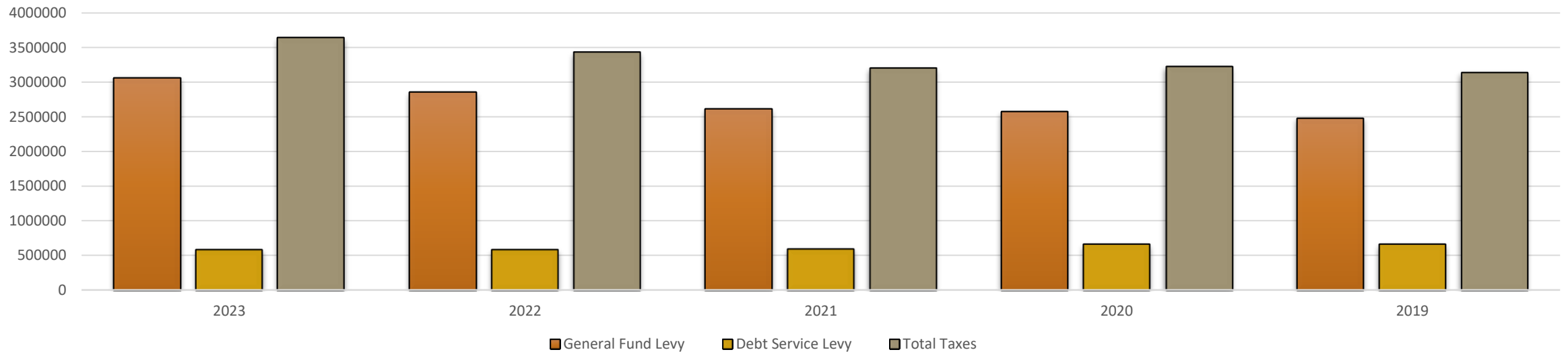


Due to the varied assessment ratios of equalized values determined by the State Department of Revenue and property value changes (inflation/deflations), the tax bill on a specific property will vary.

TAX LEVY COMPARISON

Year	General Fund Levy	Debt Service Levy	Total Taxes	Tax Rate
Proposed 2023	\$3,056,148	\$575,311	\$3,631,459	5.3346
2022	\$2,847,351	\$575,716	\$3,423,067	5.2816
2021	\$2,608,222	\$585,026	\$3,193,248	5.0370
2020	\$2,561,593	\$651,972	\$3,213,565	5.1068
2019	\$2,474,284	\$653,196	\$3,127,480	5.0354

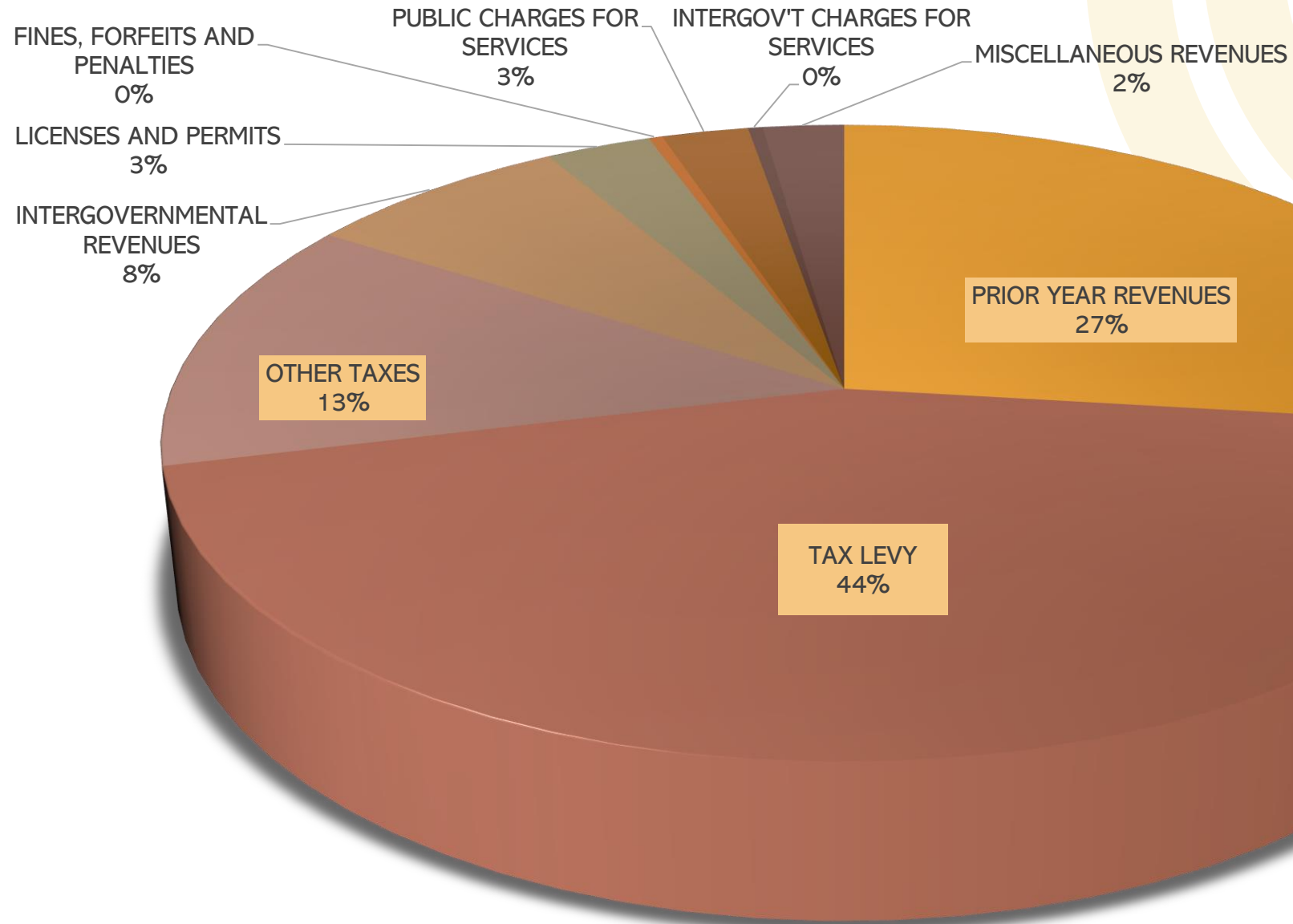
Total Tax Levy 2019-2023
2023 Proposed



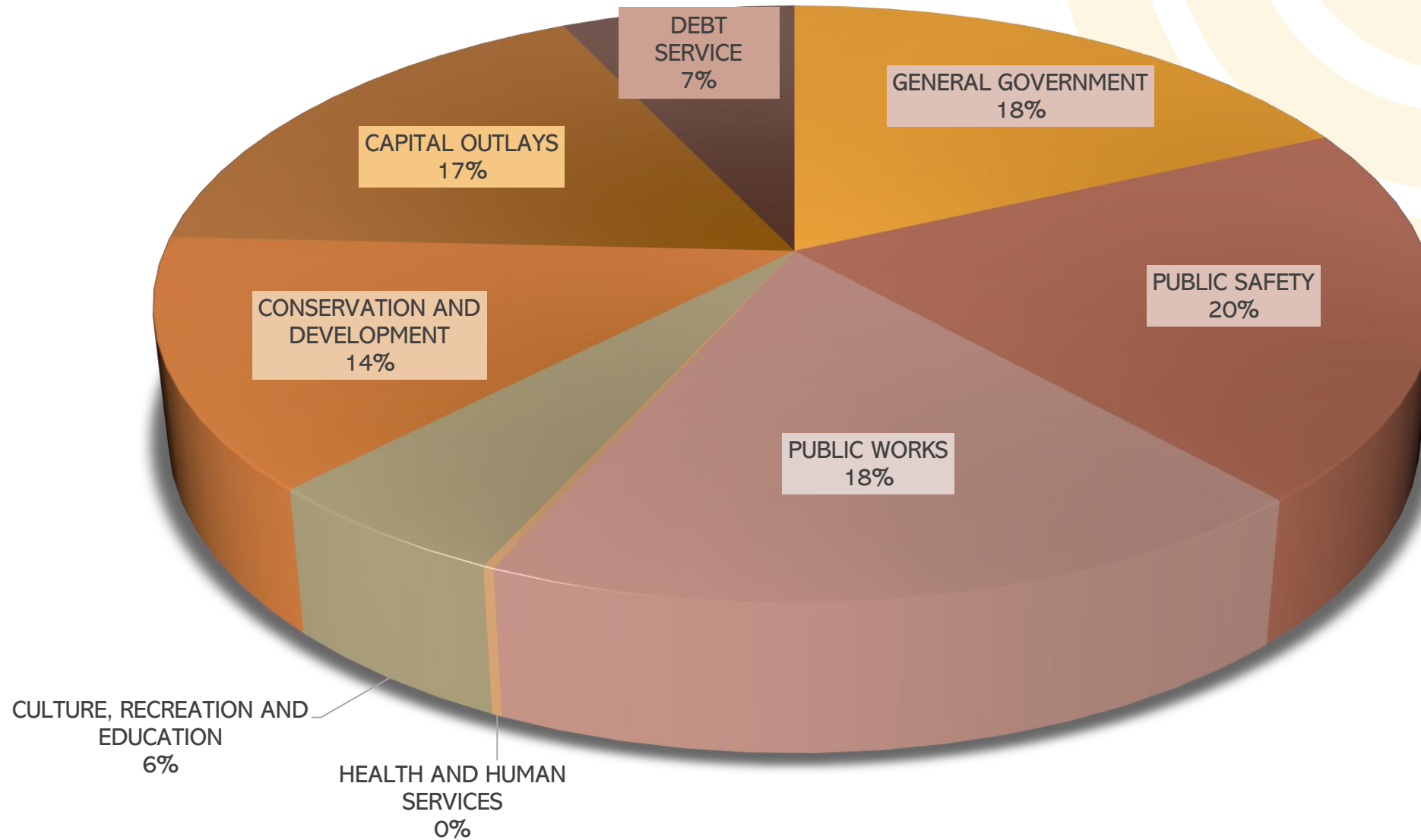
REVENUES & EXPENDITURES



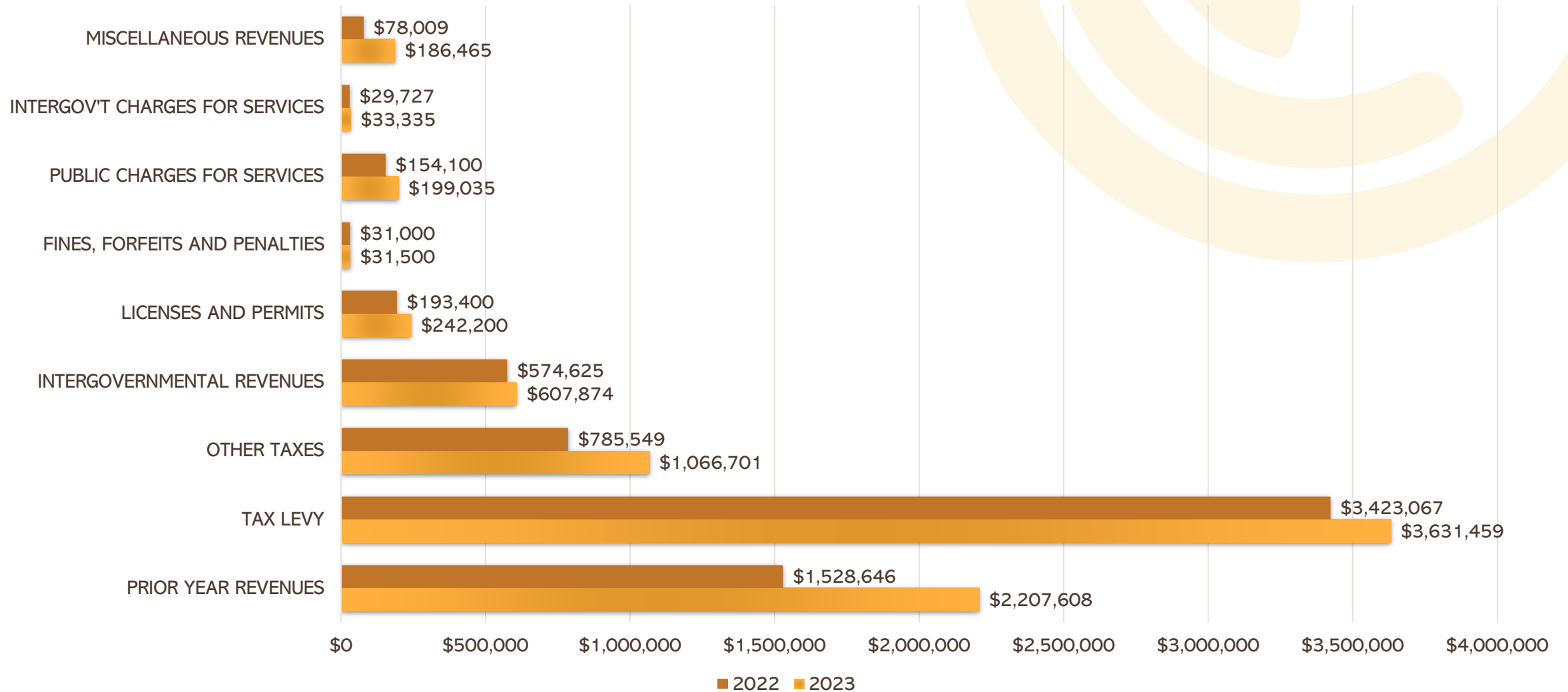
2023 REVENUES



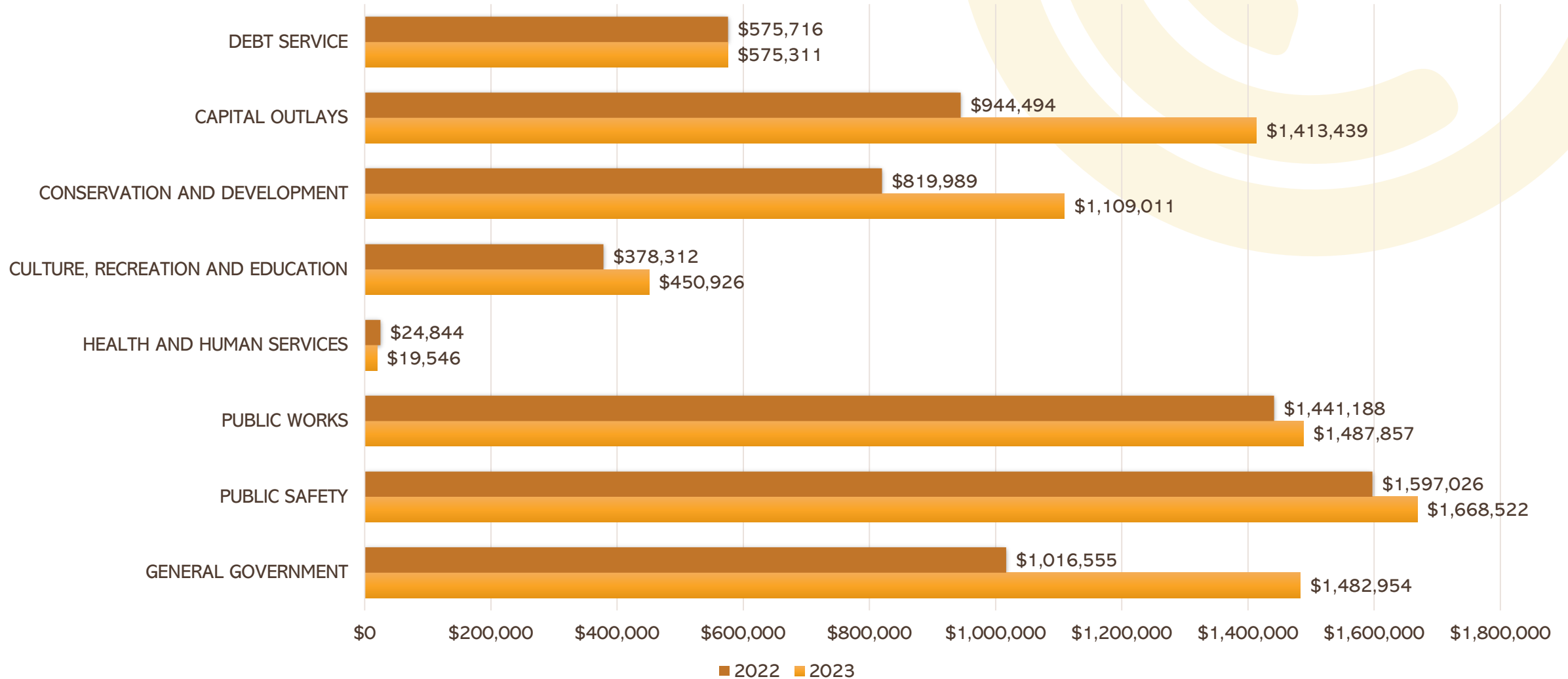
2023 EXPENDITURES



2022 VS. 2023 REVENUES

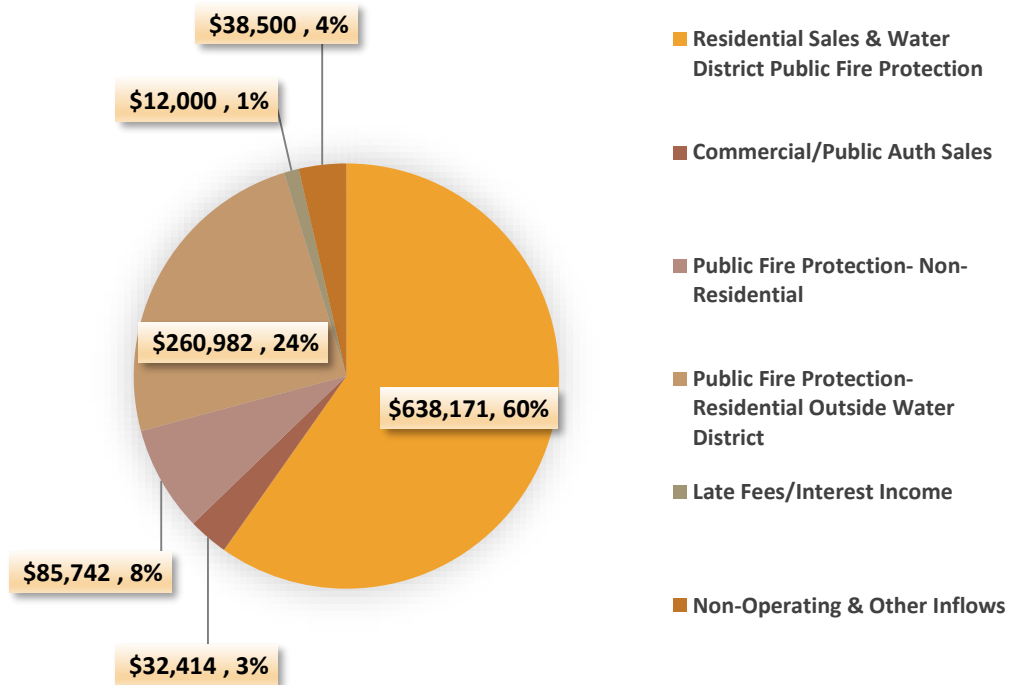


2022 VS. 2023 EXPENDITURES



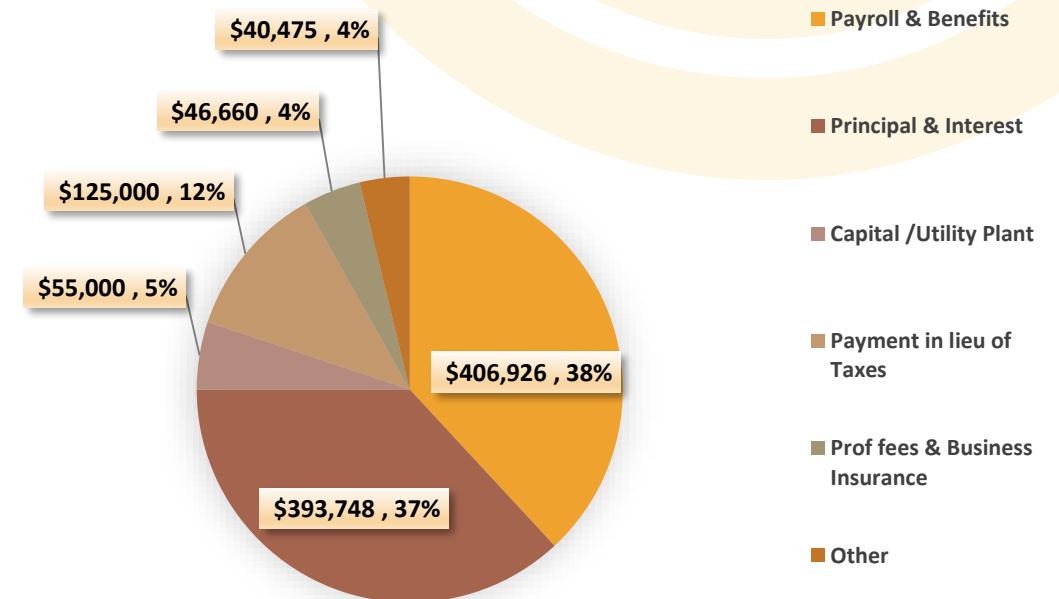
ROME WATER UTILITY

REVENUE/INFLOWS BY TYPE



\$1,058,150 Total Budget

EXPENSE/CASH OUTFLOW BY TYPE



\$1,058,150 Total Budget

THEMES & FOCUS AREAS



GENERAL GOVERNMENT



Highlights:

- Contains a 4% wage increase for full-time employees.
- Incorporates a \$1,200/annual increase to the Municipal Judge position.
- Includes a General Office Operations expense of \$10,000 to update the Town Strategic Plan document.
- Allocates \$3,500 for a town wide survey to be conducted in relation to gathering information regarding Wake Manipulating Devices under Other General Government
- Includes funding for the 2023 Interim Market Update Reevaluation through Associated Appraisal.
- Continues funding to make updates to the Town Hall Community Room in General Capital Outlay.*
- Utilizes \$440,000 of General Capital Outlay for additional Road Maintenance projects.*

Future considerations:

- Completing an Interim Market Reevaluation with Associated Appraisal due to assessment level at 72.21%
- Furthering updates for the Community Room space and kitchen area – there will likely be some interruption in use of the space.
- Coordinating revision of the Town's Strategic Plan.
- Remaining competitive with wages and benefits in an employee shortage market.

PUBLIC SAFETY



Highlights:

- Contains a 4% wage increase for full-time employees.
- Funds an additional Community Service Officer (CSO) in the Police Department, bringing total officers to eight.
- Increases part-time/boat patrol officers hourly wage to \$25.00 for recruitment and retention.
- Maintains replacement of one squad annually in the Police Department fleet.
- Surpluses a series of Fire Department equipment that is no longer in use.
- Continues replacement schedule of Self-Contained Breathing Apparatus (SCBAs) for the Fire Department with four being replaced.*
- Includes funds for replacement of the Fire Department Command 1 vehicle.*
- Maintains Lifestar Emergency Medical Services funding at 2022 level per three-year agreement (January 1, 2023 begins year two of a three year agreement).

Future considerations:

- Keeping an eye on growth in the community to ensure it matches the abilities of public safety and emergency services.
- Evaluating the Emergency Medical Services Agreement to ensure readiness for renewal mid-to-end of 2023 for 2024.
- Remaining competitive with wages and benefits in an employee shortage market.

PUBLIC WORKS AND HEALTH & HUMAN SERVICES



Highlights:

- Contains a 4% wage increase for full-time and increases part-time employee hourly wage to \$15.00 for recruitment and retention.
- Reflects a 2% increase in General Transportation Aids (GTA). Total road maintenance budget of \$865,000 contained with Highway and General budgets.
- Continues strong investment in road maintenance projects, with updated road improvement plan on Town website, <https://romewi.com/public-works-roads-information/>. Includes 20% required grant funding match for Apache Avenue from 8th to 10th Avenue.
- Includes purchase of 2023 International Single Axle with Plow truck using Managed Forest Land (MFL) funds received in 2022.*
- Contains funds for the purchase of a new golf cart at the Transfer Site to facilitate monitoring throughout the site.
- Includes increase to Adams County Solid Waste tippage fee from \$62/ton to \$66/ton.
- Designates funds in Cemetery budget to crackfill the driveways at Spring Branch cemetery.

Future considerations:

- Staying aggressive in road maintenance plan.
- Continue to evaluate Transfer Site operation to regulate cost while continuing to provide quality service.
- Remaining competitive with wages and benefits in an employee shortage market.

CULTURE, RECREATION AND EDUCATION



Highlights:

- Contains a market adjustment for the Library Director position due to moving from Grade III to a Grade II Library and increases part-time employee hourly wage to \$15.00 for recruitment and retention.
- Increases Library Capital Outlay budget for continual upkeep and improvements to Library building.*
- Reflects limited construction projects at Dyracuse Recreational Area after major projects and trail expansion completed in 2021-2022, no levy support in Dyracuse Recreational Area.
- Resumes Phase 2 construction on the Bandshell/Pavilion Building in 2023.*
- Includes some funding for other park projects, such as Walden Park improvement and possible exploration of disc golf course at Chester School Forest .

Future considerations:

- Planning for long-term capital expenses at the Library in order to maintain strong infrastructure.
- Finalizing the Bandshell/Pavilion project.
- Updating the Town's Comprehensive Outdoor Recreation Plan (CORP) to continue input on how to improve outdoor spaces.
- Remaining competitive with wages and benefits in an employee shortage market.

CONSERVATION AND DEVELOPMENT



Highlights:

- Contains a 4% wage increase for full-time and part-time employees.
- Includes increases to the building and zoning permits based on previous three-year averages.
- Estimates total room tax collection of \$931,701, with 70% (\$652,191) to Visit Rome, WI and 30% (\$279,510) to the Town of Rome.
- Reflects an unbalanced Tourism budget to provide Parks \$30,000 for the Rome Town Center Project, both Parks and Tourism are General Fund expenditures.
- Utilizes remaining 30% Tourism on Timberline Pkwy road extension in Rome Town Center, allowing for realization of 2005 development plan to continue downtown expansion.

Future considerations:

- Monitoring the economic climate for potential impacts on Room Tax revenue and building/zoning permit purchases.
- Coordinating revision of the Town's Strategic Plan, including updated goals for area development specifically within Rome Town Center.
- Remaining competitive with wages and benefits in an employee shortage market.

CAPITAL OUTLAYS



Highlights:

- Includes all the asterisk* items on previous slides.
- Contains \$15,000 in Building & Grounds for repairs for Fire Station 2 on Apache Avenue.
- Includes \$9,000 in Building & Grounds for Town Hall HVAC Zone System upgrades to improve comfort and efficiency.
- Continuing Rome Town Center banner sales in order to purchase new holiday decorations in the park area.

Future considerations:

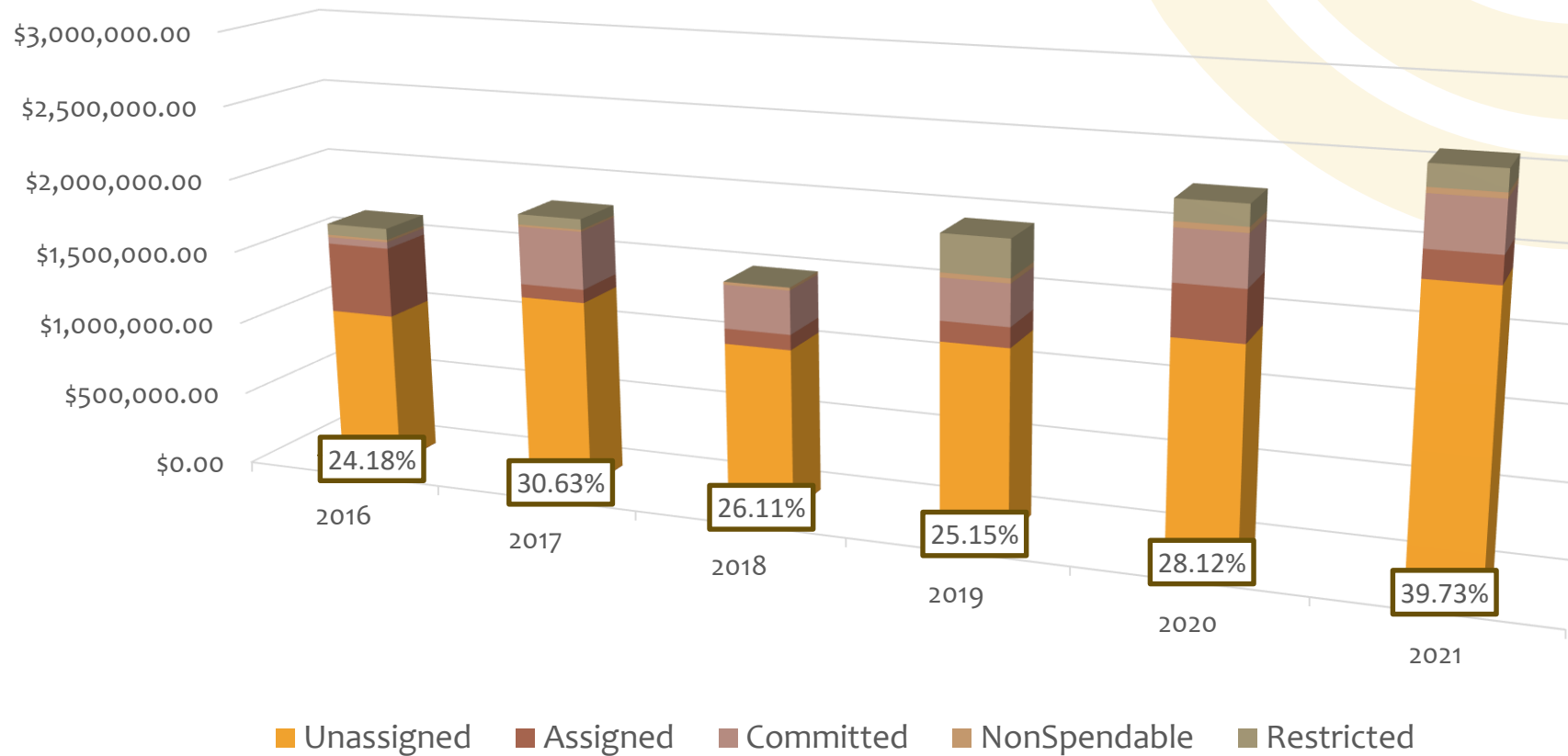
- Continuing allocation of remaining American Rescue Plan Act (ARPA) Funds.
- Planning for major Fire Department vehicle/equipment replacement one to two years in advance.
- Adjusting equipment and vehicle purchases due to persistent shortages and delays in the supply chain.

DEBT SERVICE

LOAN	DATE OF LOAN	AMOUNT	PRINC. PAID	CALL DATE	PAYOFF DATE	PRINCIPAL BALANCE	AVERAGE COUPON PERCENTAGE	NOTES
Safe Drinking Water Loan (Rome Water Utility)	04/23/2008	\$ 4,432,688.38	\$ 3,068,291.00		5/1/2027	\$ 1,364,397.38		Water Utility Responsibility
GO Refunding Bonds, 2012A	03/15/2012	1,515,000	1,015,000	4/1/2019	4/1/2025	500,000	2.22586	Bldg & Grounds, transfer site, equipment, road repairs, RTC, Fire Tanker & Engine
Taxable GO Refunding Bonds, 2013A	01/29/2013	1,905,000	1,490,000	12/1/2021	12/1/2024	415,000	2.11751	RTC, Bldg & Grounds, & equipment
GO Refunding Bonds, 2013B (Rome Water Utility)	01/29/2013	1,200,000	790,000	10/1/2021	10/1/2025	410,000	1.74018	Water Utility Responsibility
NPESB 2016 Loan	07/25/2016	1,009,500	578,192		7/28/2026	431,308	2.25000	Library addition, equipment and Bldg & Grounds
Taxable GO Refunding Bonds, Series 2020A	07/16/2020	10,355,000	1,650,000	3/1/2027	3/1/2032	8,705,000	1.27627	TID#1 & Sand Valley Responsibility
GO Refunding Bonds, Series 2017B	04/20/2017	885,000	250,000	4/1/2024	4/1/2032	635,000	3.01862	Archer Project
Prom Notes 2019	04/18/2019	1,300,000	432,778		4/18/2029	867,222	2.55000	Police & EMS Bldg/Façade Projects
						\$ 13,327,928	TOTAL	

GENERAL FUND BALANCE

General Fund Balance with Unassigned as % of Total Expenditures



Where Do Your Property Tax Dollars Go?

Median Assessed Home Value:

\$207,100*

Town of Rome Property Tax:

\$1,104.80

Monthly Cost:

\$92.07

The chart below illustrates the cost per month for various services the Town provides.

General Government: includes expenditures for administrative functions, clerk/treasurer, Town Board, information technology, zoning admin, and insurances.

\$1.69

Public Safety: includes police and fire services.

\$45.21

Public Works: includes Highway maintenance, snow removal, solid waste and transfer facility operations.

\$27.37

Library: includes expenses related to the staffing and operations of the Lester Public Library.

\$7.52

Rome Town Center: includes expenses related to the operations, utilities and maintenance cost of the Rome Town Center area.

\$6.55

Building & Grounds & Cemetery: includes expenditures for Town owned facilities, maintenance of those facilities and care to the Town's two cemeteries.

\$2.97

Parks: includes expenses related to the development of the Rome Town Center park.


\$0.76

Item	Monthly Cost*
Housing	\$564
Transportation	\$442
Groceries	\$285

*Living Wage Calculation for Adams County, WI – Based on 1 Adult

<http://livingwage.mit.edu/>

*U.S. Census Bureau, 2020 American Community Survey 5-Year Estimates



QUESTIONS? THANK YOU

Jami Gebert
Town Administrator
(715) 325-8025
gebert@romewi.com
www.romewi.com